



2019-20 AUBURN MEN'S BASKETBALL

SCHEDULE/RESULTS

DATE	OPPONENT	TIME/RESULT
Nov. 5	Georgia Southern (SECN)	W, 83-74
Nov. 8	! vs. Davidson (CBSSN)	W, 76-66
Nov. 12	at South Alabama (ESPN+)	W, 70-69
Nov. 15	% CSUN (SECN)	W, 116-70
Nov. 18	% Colgate (SECN)	W, 91-62
Nov. 25	^ vs. New Mexico (ESPNEWS)	W, 84-59
Nov. 26	^ vs. Richmond (ESPN2)	W, 79-65
Dec. 5	Furman (SECN)	W, 81-78 (OT)
Dec. 14	@ vs. Saint Louis (ESPN2)	W, 67-61
Dec. 19	NC State (ESPN2)	W, 79-73
Dec. 21	Lehigh (SECN)	W, 74-51
Dec. 29	Lipscomb (SECN)	W, 86-59
Jan. 4	* at Mississippi State (SECN)	W, 80-68
Jan. 8	* Vanderbilt (SECN)	8:00 pm
Jan. 11	* Georgia (ESPN)	5:00 pm
Jan. 15	* at Alabama (ESPN2)	8:00 pm
Jan. 18	* at Florida (CBS)	12:30 pm
Jan. 22	* South Carolina (ESPN2/U)	6:00 pm
Jan. 25	\$ Iowa State (ESPN2/U)	11:00 am
Jan. 28	* at Ole Miss (ESPN/U)	8:00 pm
Feb. 1	* Kentucky (ESPN)	5:00/7:00 pm
Feb. 4	* at Arkansas (SECN)	6:00 pm
Feb. 8	* LSU (ESPN/2)	11:00 am
Feb. 12	* Alabama (ESPN2)	6:00 pm
Feb. 15	* at Missouri (ESPN2)	5:00 pm
Feb. 19	* at Georgia (ESPN2/U)	6:00 pm
Feb. 22	* Tennessee (CBS)	11:00 am
Feb. 25	* Ole Miss (ESPN/2/SECN)	6:00 pm
Feb. 29	* at Kentucky (CBS)	2:45 pm
Mar. 4	* Texas A&M (ESPN2/U)	6:00 pm
Mar. 7	* at Tennessee (ESPN/2)	11:00 am

All times Central // * - Southeastern Conference Game
! - Veterans Classic (Annapolis, Md.)
% - Legends Classic Campus Games (Auburn, Ala.)
@ - Mike Slive Invitational (Birmingham, Ala.)
\$ - Big 12/SEC Challenge (Auburn, Ala.)

MATCHUP



#5/5 Auburn Tigers (13-0, 1-0 SEC)

Head Coach: Bruce Pearl, 25th season (575-217), 6th season at AU (113-72)

VS



Vanderbilt Commodores (8-5, 0-0 SEC)

Head Coach: Jerry Stackhouse, 1st season (8-5), 1st season at VU (8-5)

Date / Time _____ Jan. 8, 2020 / 8:00 pm CT
Site / Venue _____ Auburn, Ala. / Auburn Arena (9,121)
TV _____ SEC Network
PxP _____ Mike Morgan
Analyst _____ Jon Sundvold
Radio _____ AU Sports Network / 93.9 Tiger FM / TuneIn
PxP _____ Andy Burcham
Analyst _____ Sonny Smith

Series History

Overall	VU leads 88-53
In Auburn	VU leads 36-30
In Nashville	VU leads 51-18
Neutral Site	AU leads 5-1
Last Meeting	AU, 64-53 (2/16/19)
Streak	Auburn W2

» Auburn rose to No. 5 in the latest AP poll. It is the first time the Tigers are inside the top five since Jan. 17, 2000. It is also the fifth season the program has been ranked in the top five in its history (1958-59, 1986-87, 1998-99, 1999-2000, 2019-20).

» With its 13-0 start, Auburn has won 25 of its last 26 games dating back to last season. The Tigers ended last season by winning their last four regular season games before winning four games to win its second SEC Tournament title in program history and then won four games in the NCAA Tournament to advance to their first Final Four.

» The Tigers are 25-1 (.962) since Feb. 27 last season. That record is the best in the country, ahead of Liberty (21-2, .913), Gonzaga, Virginia and Wichita State (22-3, .880).

» Auburn is one of the final two unbeaten teams left in college basketball (San Diego State). The last time the Tigers were the last team standing was during the 1998-99 season in which Auburn won its first 17 games before falling to No. 7 Kentucky on Jan. 20.

» J'Von McCormick was named the SEC Player of the Week following a career-high 28 points, including 20 in the second half, to lead Auburn to a win at Mississippi State.

» The 2019-20 Tigers have a chance to be the best defensive team under Coach Pearl at Auburn. The Tigers are allowing only 65.8 points per game. The previous best defensive team under Pearl on The Plains was the 2018-19 team that allowed 68.8 points per game.

» Auburn is averaging 82.0 points per game on offense and allow just 65.8 points per contest on defense. The Tigers have averaged 75 or more points and given up under 70 points just three times in program history: 1958-59, 1964-65, 1998-99.

PROBABLE AUBURN STARTERS









Pos.	No.	Name	Ht.	Wt.	Cl.	Hometown (Last School)	PPG	RPG	APG	Blk	Stl	FG%	FT%
F	3	Danjel Purifoy	6-7	230	Sr.	Centreville, Ala. (Hargrave Military Academy)	9.6	5.2	1.5	6	9	.402	.750
G	5	J'Von McCormick	6-0	185	Sr.	New Orleans, La. (Lee College)	11.9	4.2	5.5	1	16	.415	.472
G	10	Samir Doughty	6-4	195	Sr.	Philadelphia, Pa. (VCU)	16.3	4.0	2.6	4	21	.451	.770
F	23	Isaac Okoro	6-6	225	Fr.	Powder Springs, Ga. (McEachern)	12.9	4.8	1.8	12	12	.570	.660
C	50	Austin Wiley	6-11	260	Sr.	Hoover, Ala. (Calusa Prep)	10.8	9.2	0.6	24	7	.584	.676
G	0	Tyrell Jones	6-1	170	Fr.	Chicago, Ill. (West Oaks Academy (Fla.))	0.8	1.3	0.6	0	4	.250	.667
G	1	Jamal Johnson	6-4	195	R-So.	Birmingham, Ala. (Memphis)	5.5	1.8	0.6	0	7	.400	.765
C	13	Babatunde Akingbola	6-10	236	Fr.	Ogun, Nigeria (McEachern (Ga.))	0.3	0.5	0.3	4	0	.333	.000
G	22	Allen Flanigan	6-5	200	Fr.	Little Rock, Ark. (Parkview Magnet)	2.9	2.2	0.4	1	1	.425	.231
F	24	Anfernee McLemore	6-7	220	Sr.	Warwick, Ga. (Worth County)	6.9	4.1	0.9	24	11	.477	.640
G	35	Devan Cambridge	6-6	190	Fr.	Nashville, Tenn. (Hillcrest Prep (Ariz.))	3.7	1.7	0.2	5	6	.442	.333

PROBABLE VANDERBILT STARTERS

Pos.	No.	Name	Ht.	Wt.	Cl.	Hometown (Last School)	PPG	RPG	APG	Blk	Stl	FG%	FT%
F	1	Dylan Disu	6-9	220	Fr.	Pflugerville, Texas (Henderickson HS)	5.8	5.7	1.0	13	17	.343	.500
G	2	Scotty Pippen Jr.	6-1	170	Fr.	Los Angeles, Calif. (Sierra Canyon HS)	11.3	3.2	4.6	2	17	.396	.704
G	3	Maxwell Evans	6-2	190	Jr.	Houston, Texas (Bellaire HS)	7.1	3.1	1.5	1	8	.465	.650
G/F	4	Jordan Wright	6-5	226	Fr.	Baton Rouge, La. (Dunham HS)	3.4	1.5	0.3	4	8	.386	.500
F	24	Aaron Nesmith	6-6	213	So.	Charleston, S.C. (Porter Gaud HS)	23.4	4.7	0.9	10	17	.513	.867
G	0	Saben Lee	6-2	183	Jr.	Phoenix, Ariz. (Corona del Sol HS)	15.8	4.1	5.5	2	21	.503	.733
F	13	Matthew Moyer	6-8	229	R-Jr.	Gahanna, Ohio (Syracuse)	2.3	2.2	0.2	4	5	.314	.357
F/C	50	Ejike Obinna	6-10	243	R-So.	Enugu, Nigeria (Virginia Academy)	3.3	3.2	0.0	4	4	.615	.533

MEDIA SPOT CHART

(probable starters in orange)

	0	TYRELL JONES FR » G » 6-1 » 170 » Chicago, Ill. » West Oaks Academy • Appeared in 8 games off the bench • Known as dynamic playmaker with smoothest stroke on team • LAST GAME: DNP at Mississippi State	Career-Highs Pts _____ Reb _____ Ast _____ Stl _____ Min _____
	1	JAMAL JOHNSON SO » G » 6-4 » 195 » Birmingham, Ala. » Memphis • Knocked down a 3 in 6 of last 8 games • 13.5 min are most by any guard off the bench • LAST GAME: 2 stl, 1 reb in 9 min at Mississippi State	Career-Highs Pts _____ Reb _____ Ast _____ Stl _____ Min _____
	2	JAYLIN WILLIAMS FR » F » 6-7 » 230 » Nahunta, Ga. » Brantley County HS • Appeared in 8 games off the bench • 1st career blk vs. Colgate • LAST GAME: DNP at Mississippi State	Career-Highs Pts _____ Reb _____ Ast _____ Stl _____ Min _____
	3	DANJEL PURIFOY SR » F » 6-7 » 230 » Centreville, Ala. » Hargrave Military Academy • 14.0 pts, 8.5 reb over last 2 games • Knocked down 22 3s, 2nd-most on team • LAST GAME: 11 pts, 8 reb, 2 ast, 3-7 3-pt in 29 min at Mississippi State	Career-Highs Pts _____ Reb _____ Ast _____ Stl _____ Min _____
	4	JAVON FRANKLIN SO » F » 6-7 » 218 » Little Rock, Ark. » Holmes CC • Appeared in 4 games off the bench • Recovering from serious leg injury suffered in final year of JUCO • LAST GAME: DNP at Mississippi State	Career-Highs Pts _____ Reb _____ Ast _____ Stl _____ Min _____
	5	J'VON MCCORMICK SR » G » 6-0 » 185 » New Orleans, La. » Lee College • 17.6 pts, 4.2 ast, 3.8 reb, 50% FG, 41% 3-pt over last 5 games • Leads SEC with 2.48 assist-to-turnover ratio • LAST GAME: 28 pts, 4 ast, 4 reb in 32 min at Mississippi State	Career-Highs Pts _____ Reb _____ Ast _____ Stl _____ Min _____
	10	SAMIR DOUGHTY SR » G » 6-4 » 195 » Philadelphia, Pa. » VCU • Has 5 20-pt games after entering season with 2 in 75 career games • Taken over as team's #1 option after being #4 or #5 last season • LAST GAME: 15 pts, 8 reb, 2 stl in 35 min at Mississippi State	Career-Highs Pts _____ Reb _____ Ast _____ Stl _____ Min _____
	13	"STRETCH" AKINGBOLA FR » C » 6-10 » 236 » Ogun, Nigeria » McEachern HS • 2 blk in 1st career minute of action at South Alabama • Elite defender and best communicator on the team • LAST GAME: DNP at Mississippi State	Career-Highs Pts _____ Reb _____ Ast _____ Stl _____ Min _____
	22	ALLEN FLANIGAN FR » G » 6-5 » 200 » Little Rock, Ark. » Parkview Magnet HS • Appeared in all 13 games off the bench • Son of assistant coach and former Auburn guard Wes Flanigan • LAST GAME: 1 reb in 12 min at Mississippi State	Career-Highs Pts _____ Reb _____ Ast _____ Stl _____ Min _____
	23	ISAAC OKORO FR » F » 6-6 » 225 » Powder Springs, Ga » McEachern HS • 57% FG is 9th nationally among freshmen and 3rd overall in SEC • Team's best defender, started every game in senior-laden lineup • LAST GAME: 14 pts, 8 reb, 2 ast, 2 stl in 35 min at Mississippi State	Career-Highs Pts _____ Reb _____ Ast _____ Stl _____ Min _____
	24	ANFERNEE MCLEMORE SR » F » 6-7 » 220 » Warwick, Ga. » Worth County HS • 177 career blk ranks 8th nationally among active players • 5+ reb 6 times this season • LAST GAME: 2 pts, 2 reb in 22 min at Mississippi State	Career-Highs Pts _____ Reb _____ Ast _____ Stl _____ Min _____
	35	DEVAN CAMBRIDGE FR » G » 6-6 » 190 » Nashville, Tenn. » Hillcrest Prep • Appeared in all 13 games off the bench • High flyer, team's most exciting dunker • LAST GAME: 7 min at Mississippi State	Career-Highs Pts _____ Reb _____ Ast _____ Stl _____ Min _____
	50	AUSTIN WILEY SR » C » 6-11 » 260 » Hoover, Ala. » Calusa Prep • 12.1 pts, 10.0 reb over last 9 games • 7th nationally in defensive rebound rate at 30.8 • LAST GAME: 10 pts, 5 reb, 5 blk in 24 min at Mississippi State	Career-Highs Pts _____ Reb _____ Ast _____ Stl _____ Min _____

2019-20 NUMERICAL ROSTER

No.	Name	Pos.	Ht.	Wt.	Cl.	Hometown (Last School)
0	Tyrell Jones	G	6-1	170	Fr.	Chicago, Ill. (West Oaks Academy)
00	Chandler Leopard	G	6-3	185	Fr.	Athens, Ala. (Athens)
1	Jamal Johnson	G	6-4	195	R-So.	Birmingham, Ala. (Memphis)
2	Jaylin Williams	F	6-7	230	Fr.	Nahunta, Ga. (Brantley County)
3	Danjel Purifoy	F	6-7	230	Sr.	Centreville, Ala. (Hargrave Military Academy)
4	Javon Franklin	F	6-7	218	R-So.	Little Rock, Ark. (Holmes CC)
5	J'Von McCormick	G	6-0	185	Sr.	Katy, Texas (Lee College)
10	Samir Doughty	G	6-4	195	Sr.	Philadelphia, Pa. (VCU)
12	Lior Berman	G	6-4	205	Fr.	Birmingham, Ala. (Mountain Brook)
13	Babatunde Akingbola	C	6-10	236	Fr.	Powder Springs, Ga. (McEachern)
14	Preston Cook	G	6-4	200	So.	Auburn, Ala. (Auburn)
20	Myles Parker	F	6-8	200	So.	Madison, Ala. (Madison Academy)
21	Will Macoy	G	6-4	200	Sr.	Birmingham, Ala. (Vestavia Hills)
22	Allen Flanigan	G/F	6-5	200	Fr.	Little Rock, Ark. (Parkview Magnet)
23	Isaac Okoro	F	6-6	225	Fr.	Powder Springs, Ga. (McEachern)
24	Anfernee McLemore	F	6-7	220	Sr.	Warwick, Ga. (Worth County)
33	Chase Maasdorp	G	6-0	175	So.	Lakewood Ranch, Fla. (The Out-of-Door Academy)
35	Devan Cambridge	G/F	6-6	190	Fr.	Nashville, Tenn. (Hillcrest Prep)
50	Austin Wiley	C	6-11	260	Sr.	Hoover, Ala. (Calusa Prep)
54	Thomas Collier	F	6-9	215	Sr.	Birmingham, Ala. (Briarwood Christian)

Head Coach: Bruce Pearl (6th season)

Assistant Coach: Ira Bowman (2nd season)

Assistant Coach: Wes Flanigan (2nd season)

Assistant Coach: Steven Pearl (6th season)

Director of Operations: Chad Prewett (6th season)

Assistant Director of Operations: Mike Burgomaster (4th season)

Athletic Trainer: Clark Pearson (11th season)

Strength & Conditioning Coach: Damon Davis (11th season)

Director of Player Development: Marquis Daniels (2nd season)

Video Coordinator: Ian Borders (2nd season)

2019-20 ALPHABETICAL ROSTER

No.	Name	Pos.	Ht.	Wt.	Cl.	Hometown (Last School)
13	Babatunde Akingbola	C	6-10	236	Fr.	Powder Springs, Ga. (McEachern)
12	Lior Berman	G	6-4	205	Fr.	Birmingham, Ala. (Mountain Brook)
35	Devan Cambridge	G/F	6-6	190	Fr.	Nashville, Tenn. (Hillcrest Prep)
54	Thomas Collier	F	6-9	215	Sr.	Birmingham, Ala. (Briarwood Christian)
14	Preston Cook	G	6-4	200	So.	Auburn, Ala. (Auburn)
10	Samir Doughty	G	6-4	195	Sr.	Philadelphia, Pa. (VCU)
22	Allen Flanigan	G/F	6-5	200	Fr.	Little Rock, Ark. (Parkview Magnet)
4	Javon Franklin	F	6-7	218	R-So.	Little Rock, Ark. (Holmes CC)
1	Jamal Johnson	G	6-4	195	R-So.	Birmingham, Ala. (Memphis)
0	Tyrell Jones	G	6-1	170	Fr.	Chicago, Ill. (West Oaks Academy)
00	Chandler Leopard	G	6-3	185	Fr.	Athens, Ala. (Athens)
21	Will Macoy	G	6-4	200	Sr.	Birmingham, Ala. (Vestavia Hills)
33	Chase Maasdorp	G	6-0	175	So.	Lakewood Ranch, Fla. (The Out-of-Door Academy)
5	J'Von McCormick	G	6-0	185	Sr.	Katy, Texas (Lee College)
24	Anfernee McLemore	F	6-7	220	Sr.	Warwick, Ga. (Worth County)
23	Isaac Okoro	F	6-6	225	Fr.	Powder Springs, Ga. (McEachern)
20	Myles Parker	F	6-8	200	So.	Madison, Ala. (Madison Academy)
3	Danjel Purifoy	F	6-7	230	Sr.	Centreville, Ala. (Hargrave Military Academy)
50	Austin Wiley	C	6-11	260	Sr.	Hoover, Ala. (Calusa Prep)
2	Jaylin Williams	F	6-7	230	Fr.	Nahunta, Ga. (Brantley County)

ROSTER BY CLASS

Freshmen (8) - Babatunde Akingbola, Lior Berman, Devan Cambridge, Allen Flanigan, Tyrell Jones, Chandler Leopard, Isaac Okoro, Jaylin Williams

Sophomores (5) - Preston Cook, Javon Franklin, Jamal Johnson, Chase Maasdorp, Myles Parker

Juniors (0)

Seniors (7) - Thomas Collier, Samir Doughty, Will Macoy, J'Von McCormick, Anfernee McLemore, Danjel Purifoy, Austin Wiley

PRONUNCIATION GUIDE

BABATUNDE AKINGBOLA

bah-bah-TOON-day AH-king-boh-luh

LIOR Berman LEE-oar

SAMIR DOUGHTY SAH-meer DOW-tee

JAVON Franklin JAY-vahn

J'VON McCormick JAY-vahn

ANFERNEE McLemore ANN-fur-knee

Isaac **OKORO** oh-CORE-oh

DANJEL PURIFOY DAN-jel PURE-a-foy

QUICK FACTS

UNIVERSITY INFORMATION

Location _____ Auburn, Ala.
 Founded _____ 1856
 Enrollment _____ 29,776
 Nickname _____ Tigers
 Colors _____ Burnt Orange and Navy Blue
 Conference _____ Southeastern (SEC)

ADMINISTRATION

Interim President _____ Dr. Jay Gogue
 Director of Athletics _____ Allen Greene
 Athletics Phone _____ 855-282-2010

BASKETBALL STAFF INFORMATION

Head Coach _____ Bruce Pearl
 Alma Mater _____ Boston College '82
 Career Record _____ 575-217 (.726)
 Seasons _____ 24
 Record at Auburn _____ 113-72 (.611)
 Seasons _____ 5
 Assistant Coach _____ Ira Bowman
 Alma Mater _____ Penn '96
 Assistant Coach _____ Wes Flanigan
 Alma Mater _____ Auburn '97
 Assistant Coach _____ Steven Pearl
 Alma Mater _____ Tennessee '10
 Director of Operations _____ Chad Prewett
 Alma Mater _____ Troy State '94
 Assistant Director of Ops _____ Mike Burgomaster
 Alma Mater _____ Miami '16
 Athletic Trainer _____ Clark Pearson
 Alma Mater _____ Kentucky '96
 Strength & Conditioning Coach _____ Damon Davis
 Alma Mater _____ Western Illinois '03
 Director of Player Development _____ Marquis Daniels
 Alma Mater _____ Auburn '03
 Video Coordinator _____ Ian Borders
 Alma Mater _____ Louisville '07

PROGRAM INFORMATION

First Year of Basketball _____ 1905-06
 All-Time Record _____ 1365-1190-1 (.534)
 All-Time SEC Record _____ 600-735 (.449)
 SEC Championships _____ 3 (1960, 1999, 2018)
 SEC Tournament Titles _____ 2 (1985, 2019)
 NCAA Tournament Appearances _____ 10
 NCAA Tournament Record _____ 17-10
 All-Americans _____ 13
 All-SEC Selections _____ 93

TEAM INFORMATION

2018-19 Record _____ 30-10
 SEC Record / Finish _____ 11-7 / 4th
 Home / Away / Neutral _____ 15-2 / 5-6 / 10-2
 Associated Press Final Ranking _____ 14
 USA Today Final Ranking _____ 5
 Letterwinners Returning / Lost _____ 10 / 6
 Starters Returning / Lost _____ 2 / 3
 Newcomers _____ 8

ATHLETICS COMMUNICATIONS

Associate AD _____ Kirk Sampson
 Associate Director (MBB Contact) _____ Cody Voga
 Cell _____ 334-750-9023
 Email _____ voga@auburn.edu

SOCIAL MEDIA

@AuburnMBB _____ #WarEagle

BRUCE PEARL

Head Coach
6th year at Auburn • 113-72
25th year overall • 575-217



- 7 National Coach of the Year Awards, 2006 Basketball Times, CBSsportsline, Sporting News National Coach of the Year
- 2006 & 2008 AP SEC Coach of the Year, 2008 SEC Co-Coach of the Year
- 2008 Rupp Cup Co-winner
- Has advanced to postseason play in 20 of 24 years as a head coach
- Set single-season wins records at four different schools (29 at Southern Indiana in 1995; 26 at Wisconsin-Milwaukee in 2005; 31 at Tennessee in 2008; 30 at Auburn in 2019)
- Pearl has achieved a top-5 national ranking at Southern Indiana, Tennessee and Auburn. He has been in the top five in 10 seasons (1994-2001 at Southern Indiana, 2007-08 at Tennessee, 2019-20 at Auburn)
- Bruce Pearl's teams have led their conference in scoring 17 of the 24 years that he has been a head coach. His squads were the SEC's scoring champion in four of his six seasons at Tennessee, averaging 77.4 ppg while allowing 70.5 ppg
- One of 12 coaches to lead three different DI programs to the Sweet 16, joining Rick Barnes, Gene Bartow, John Calipari, Lon Kruger, Frank McGuire, Ralph Miller, Rick Pitino, Bill Self, Tubby Smith, Eddie Sutton and Bruce Weber. Including his stint at DI Southern Indiana, Pearl is one of only three coaches to take four programs (with three at the DI level) to the Sweet 16, joining Lon Kruger and Eddie Sutton
- With the win over Kentucky that sent Auburn to its first Final Four in program history, Pearl notched his 100th win as head coach of the Tigers. He is the first coach in Auburn history to have 100 wins in his first five seasons
- Bruce Pearl is the 11th coach in SEC history to win four conference crowns (overall or division) in a 10-year span. He is on the same list as Adolph Rupp (UK), Babe McCarthy (MSU), Billy Donovan (UF), Dale Brown (LSU), Joe Hall (UK), John Calipari (UK), Nolan Richardson (ARK), Rick Pitino (UK), Rick Stansbury (MSU) and Tubby Smith (UK)
- Auburn sold out of season tickets for the fifth straight time in 2018-19, all under Pearl, to continue the school record streak. Prior to Pearl, the only other time the Tigers sold out of season tickets came was 1999-2000
- Auburn welcomed 138,650 fans inside Auburn Arena for the 2018-19 season. The total is the highest ever recorded in Auburn Arena history
- In 24 full years as a head coach, Bruce Pearl's teams have finished either first or second in conference play 16 times
- At the Division I level, Pearl's teams have topped the 100-point mark 20 times, including a high of 124 in 2009 as well as 121 in the 2007 NCAA Tournament. In his second year as a coach at Southern Indiana the team averaged 101.7 ppg
- In the past three seasons, Auburn has the best non-conference record in the SEC during the regular season at 34-5 (.872), while scheduling regular NCAA Tournament teams in Arizona, Dayton, Duke, Middle Tennessee, Murray State, Oklahoma, Texas Tech, UConn and Xavier

HEAD COACHING RECORD

Year	School	Record	Postseason
1992-93	Southern Indiana	22-7	NCAA Region 3rd Place
1993-94	Southern Indiana	28-4	NCAA Runner-Up
1994-95	Southern Indiana	29-4	NCAA Champions
1995-96	Southern Indiana	25-4	NCAA Sweet 16
1996-97	Southern Indiana	23-5	NCAA First Round
1997-98	Southern Indiana	27-6	NCAA Sweet 16
1998-99	Southern Indiana	26-6	NCAA Sweet 16
1999-00	Southern Indiana	25-6	NCAA Sweet 16
2000-01	Southern Indiana	26-4	NCAA First Round
Total		231-46	
2001-02	Milwaukee	16-13	-
2002-03	Milwaukee	24-8	NCAA First Round
2003-04	Milwaukee	20-11	NIT First Round
2004-05	Milwaukee	26-6	NCAA Sweet 16
Total		86-38	
2005-06	Tennessee	22-8	NCAA Second Round
2006-07	Tennessee	24-11	NCAA Sweet 16
2007-08	Tennessee	31-5	NCAA Sweet 16
2008-09	Tennessee	21-13	NCAA First Round
2009-10	Tennessee	28-9	NCAA Elite Eight
2010-11	Tennessee	19-15	-
Total		145-61	
2014-15	Auburn	15-20	-
2015-16	Auburn	11-20	-
2016-17	Auburn	18-14	-
2017-18	Auburn	26-8	NCAA Second Round
2018-19	Auburn	30-10	NCAA Final Four
2019-20	Auburn	13-0	
Total		113-72	
Career		575-217	

- His teams have been just as successful off the court as Auburn has had 23 graduates in five years – the most in the SEC. In 2018, Auburn received an Academic Progress Rate Public Recognition Award marking the first time the Tigers have been honored since the award began tracking data in 2004. The NCAA annually honors teams earning multiyear Academic Progress Rates in the top 10 percent of all squads in each sport
- Auburn recently secured its third perfect APR score of 1,000 in mid-May, something that has never been accomplished in program history
- In the past four years, Auburn men's basketball has averaged an APR of 995 (out of 1,000). In the previous four seasons before Pearl and his staff arrived, Auburn's APR average score was 940
- Pearl started AUTLIVE at Auburn in 2015-16 to benefit cancer patients in the fight to beat cancer. AUTLIVE raises the awareness of cancer prevention and detection while t-shirt sales and donations raise money to benefit cancer patients. He initiated the OUTLIVE program in 2009 at Tennessee in recognition of former Vol Chris Lofton, who beat testicular cancer through early diagnosis and treatment and went on to play the entire 2007-08 season while recovering from his battle with the disease
- Bruce Pearl has raised over \$1 million in only five golf tournaments at Auburn. Pearl and his wife, Brandy, have remarkably raised \$770,000 in the last three years benefitting Children's Harbor in Birmingham through the Bruce Pearl For the Children Golf Classic. The mission of Children's Harbor is to help children with serious illness and their families
- The Bruce Pearl Family Foundation in conjunction with L5 Foundation, an organization dedicated to addressing the essential and basic needs of cancer patients, donated \$20,000 to five charities in a ceremony in Knoxville in August 2015
- The Pearl family announced on Feb. 27, 2007, a \$100,000 donation to endow a scholarship in the name of former Tennessee player Dane Bradshaw. The Dane Bradshaw Athletic Scholarship Endowment is awarded to the male or female student-athlete at UT who best epitomizes the characteristics of the 2006-07 senior captain

TOP PERFORMANCES UNDER PEARL AT AUBURN

MOST POINTS TEAM

- 119, vs. Northwestern State (Nov. 27, 2015)
- 119, vs. Winthrop (Nov. 24, 2017)
- 117, vs. Coastal Carolina (Dec. 15, 2016)
- 116, vs. CSUN (Nov. 15, 2019)**
- 105, vs. Louisiana (Nov. 21, 2014)

MOST POINTS INDIVIDUAL

- 34, Bryce Brown vs. Dayton (Dec. 8, 2018)
- 33, Samir Doughty vs. CSUN (Nov. 15, 2019)**
- 31, Bryce Brown vs. Norfolk State (Nov. 10, 2017)
- 31, Mustapha Heron vs. Winthrop (Nov. 24, 2017)
- 31, Jared Harper at UAB (Dec. 15, 2018)

MOST REBOUNDS TEAM

- 66, vs. Mississippi College (Nov. 14, 2018)
- 52, vs. Gardner-Webb (Dec. 6, 2017)
- 52, vs. CSUN (Nov. 15, 2019)**
- 51, vs. Eastern Kentucky (Nov. 17, 2016)
- 51, at UConn (Dec. 23, 2016)

MOST REBOUNDS INDIVIDUAL

- 19, Cinmeon Bowers at Middle Tennessee (Dec. 12, 2015)
- 18, Cinmeon Bowers vs. Alabama (Jan. 19, 2016)
- 18, Cinmeon Bowers vs. Ole Miss (Feb. 20, 2016)
- 17, Cinmeon Bowers vs. Milwaukee (Nov. 14, 2014)
- 17, Cinmeon Bowers vs. Winthrop (Dec. 17, 2014)
- 17, Cinmeon Bowers vs. Mississippi State (Jan. 21, 2015)
- 17, Horace Spencer vs. Mississippi College (Nov. 14, 2018)

MOST 3-POINTERS TEAM

- 21, vs. Coastal Carolina (Dec. 15, 2016)
- 18, vs. South Alabama (Nov. 6, 2018)
- 17, vs. Northwestern State (Nov. 27, 2015)
- 17, vs. Vanderbilt (Feb. 3, 2018)
- 17, vs. Arkansas (Feb. 20, 2019)
- 17, vs. North Carolina (Mar. 29, 2019)
- 17, vs. CSUN (Nov. 15, 2019)**

MOST 3-POINTERS INDIVIDUAL

- 9, Bryce Brown at Arkansas (Feb. 17, 2016)
- 8, Kareem Canty at Middle Tennessee (Dec. 12, 2015)
- 8, Bryce Brown vs. South Carolina (Mar. 3, 2018)
- 7, KT Harrell vs. Coastal Carolina (Dec. 5, 2014)
- 7, Bryce Brown at Ole Miss (Jan. 9, 2019)
- 7, Bryce Brown vs. Kansas (Mar. 23, 2019)

MOST FT MADE TEAM

- 31, vs. Arkansas (Feb. 10, 2015)
- 31, at Arkansas - Feb. 27, 2018)
- 30, at South Carolina (Feb. 17, 2018)
- 29, vs. Georgia (Feb. 24, 2016)
- 29, vs. Ole Miss (Jan. 9, 2017)

MOST FT MADE INDIVIDUAL

- 15, KT Harrell vs. Georgia (Mar. 3, 2015)
- 15, Jared Harper at UAB (Dec. 15, 2018)
- 14, Jared Harper vs. Ole Miss (Jan. 7, 2017)
- 12, Desean Murray vs. Ole Miss (Jan. 9, 2018)
- 12, Jared Harper vs. South Carolina (Mar. 15, 2019)

MOST FT ATTEMPTED TEAM

- 42, vs. Eastern Kentucky (Nov. 17, 2016)
- 42, vs. Alabama (Jan. 21, 2017)
- 40, vs. Arkansas (Feb. 10, 2015)
- 40, vs. Alabama (Jan. 19, 2016)
- 39, vs. Milwaukee (Nov. 14, 2014)
- 39, vs. Georgia (Feb. 24, 2016)
- 39, vs. Georgia State (Nov. 14, 2016)
- 39, at South Carolina (Jan. 24, 2017)
- 39, vs. Florida (Feb. 14, 2017)

MOST FT ATTEMPTED INDIVIDUAL

- 18, Cinmeon Bowers vs. Missouri (Jan. 10, 2015)
- 18, KT Harrell vs. LSU (Mar. 13, 2015)
- 18, Austin Wiley vs. Alabama (Jan. 21, 2017)
- 17, Jared Harper vs. Ole Miss (Jan. 7, 2017)
- 16, Cinmeon Bowers vs. LSU (Feb. 2, 2016)
- 16, Jared Harper at UAB (Dec. 15, 2018)

MOST ASSISTS TEAM

- 27, vs. CSUN (Nov. 15, 2019)**
- 25, vs. Saint Peter's (Nov. 28, 2018)
- 24, vs. South Alabama (Nov. 6, 2018)
- 23, vs. Northwestern State (Nov. 27, 2015)
- 23, vs. USC Upstate (Nov. 29, 2016)
- 23, at TCU (Jan. 28, 2017)
- 23, vs. North Florida (Dec. 29, 2018)

MOST ASSISTS INDIVIDUAL

- 16, J'Von McCormick vs. CSUN (Nov. 15, 2019)**
- 14, Jared Harper vs. Vanderbilt (Feb. 3, 2018)
- 13, Jared Harper vs. South Alabama (Nov. 6, 2018)
- 13, Jared Harper vs. North Carolina (Mar. 29, 2019)
- 10, Kareem Canty vs. Northwestern State (Nov. 27, 2015)
- 10, Jared Harper vs. Gardner-Webb (Dec. 6, 2017)
- 10, Jared Harper vs. Murray State (Dec. 22, 2018)
- 10, Jared Harper vs. North Florida (Dec. 29, 2018)

MOST STEALS TEAM

- 20, vs. North Florida (Dec. 29, 2018)
- 16, vs. Saint Peter's (Nov. 28, 2018)
- 14, vs. Georgia (Jan. 20, 2018)
- 14, vs. Alabama (Feb. 21, 2018)
- 14, vs. Mississippi College (Nov. 14, 2018)
- 14, vs. Florida (Mar. 16, 2019)
- 14, vs. Tennessee (Mar. 17, 2019)
- 14, vs. New Mexico (Nov. 25, 2019)**

MOST STEALS INDIVIDUAL

- 5, K.C. Ross-Miller vs. Oregon State (Nov. 26, 2014)
- 5, K.C. Ross-Miller vs. Middle Tennessee (Dec. 29, 2014)
- 5, Antoine Mason at LSU (Feb. 5, 2015)
- 5, Malik Dunbar vs. UNC Asheville (Dec. 4, 2018)
- 5, Chuma Okeke vs. Murray State (Dec. 22, 2018)
- 5, Chuma Okeke vs. North Florida (Dec. 29, 2018)

MOST BLOCKS TEAM

- 12, at Missouri (Jan. 10, 2017)
- 12, vs. UNC Asheville (Dec. 4, 2018)
- 11, vs. Boston College (Dec. 12, 2016)
- 11, vs. CSUN (Nov. 15, 2019)**
- 10, vs. Gardner-Webb (Dec. 6, 2017)
- 10, at Murray St. (Dec. 19, 2017)
- 10, vs. Cornell (Dec. 30, 2017)

MOST BLOCKS INDIVIDUAL

- 7, Horace Spencer at Arkansas (Feb. 17, 2016)
- 6, Horace Spencer vs. Oklahoma State (Jan. 30, 2016)
- 6, Horace Spencer vs. Boston College (Dec. 12, 2016)
- 6, Anfernee McLemore vs. Gardner-Webb (Dec. 6, 2017)
- 6, Anfernee McLemore at Missouri (Jan. 24, 2018)
- 6, Anfernee McLemore vs. Lehigh (Dec. 21, 2019)**

AUBURN VS. VANDERBILT SERIES

» Auburn and Vanderbilt are set to square off for the 142nd time in series history. The Commodores hold an 88-53 advantage in the overall series.

» An Auburn win over Vanderbilt would be the Tigers' third straight victory over the Commodores, which would match Auburn's total number of wins in the previous 21 games in the series. Prior to winning the last two over Vanderbilt, Auburn had lost 13 straight against the Commodores. It would give the Tigers consecutive home victories over Vanderbilt for the first time since winning three straight from 1999-2003.

» Head coach Bruce Pearl is 10-8 in his career against Vanderbilt, including 6-2 at home.

ABOUT THAT NO. 5 RANKING

» Auburn earned its first top-5 ranking since Jan. 17, 2000 with the latest AP poll putting the Tigers at No. 5. It is just the fifth season the program has been ranked in the top five in its history (1958-59, 1986-87, 1998-99, 1999-2000, 2019-20).

» Coach Pearl is no stranger to being ranked inside the top five. His teams have achieved the benchmark in 10 of his 25 seasons as a head coach. Pearl and Southern Indiana were ranked in the top five every season from 1994-2001 reaching as high as No. 1 between 1997-99. Pearl's 2007 Tennessee team also reached No. 1.

A CLASS ABOVE THE REST

» The 2019-20 senior class has a chance to make history at Auburn. With its next win, the 2019-20 seniors will become the winningest class in program history.

Most Wins in a 4-Year Period	
Seasons	Wins
2016-17 to 2019-20	87
1997-98 to 2000-01	87
2015-16 to 2018-19	85
1996-97 to 1999-2000	85
1998-99 to 2001-02	83

BEST STARTS TO A SEASON

» Coming off a run to the Final Four, the Tigers have won 25 of their last 26 games and are 12-0 to begin the 2019-20. Below is a list of the best starts to a season in program history.

Season	Record	First Loss
1927-28	14-0	Feb. 10 vs. Ole Miss
1958-59	19-0	Feb. 21 at #3 Kentucky
1998-99	17-0	Jan. 20 at #7 Kentucky
2019-20	13-0	?

» In the three previous seasons that Auburn has started 13-0, the Tigers have combined for a final record of 69-8 record, which includes three 20-win seasons. The 1998-99 team, which won the SEC regular season title, had the previous single-season wins record before the 2018-19 team that advanced to the Final Four won 30 games.

» Including this season, head coach Bruce Pearl has recorded three 13-0 starts in his career, but the 2019-20 season is the first of his tenure as a Division I head coach. He accomplished the feat twice (13-0 in 1997-98 and 16-0 in 2000-01) while at Southern Indiana.

» Auburn is one of only two remaining teams that are undefeated, joining San Diego State. Auburn was the last remaining unbeaten during the 1998-99 season. The Tigers started 17-0 before falling to No. 7 Kentucky on Jan. 20.

RACKING UP THE WINS

» Auburn has produced win streaks of at least 10 games 10 times, including 2019-20. Below are the largest win streaks in program history.

Streak Began	Ended
30 Jan. 22, 1958	Feb. 21, 1959
17 Nov. 13, 1998	Jan. 20, 1999
15 Jan. 30, 1960	Jan. 7, 1961
14 First 14 games of 1927-28	15th game
14 Dec. 1, 1999	Jan. 22, 2000
14 Nov. 10, 2017	Jan. 17, 2018
13 First 13 games of 2019-20?	
12 Feb. 27, 2019	April 6, 2019
11 Third game of 1926-27	Feb. of 1927
10 Jan. 20, 1962	Feb. 26, 1962

PLAYER TO WATCH: DANJEL PURIFOY

Danjel Purifoy is making the most of his final go-round in an Auburn uniform. The senior is nearly averaging double figures at 9.6 points per game, while being the second-best rebounder on the team at 5.2 boards per contest. Over the last two games against Lipscomb and Mississippi State, Purifoy is averaging 14.0 points and 8.5 rebounds and shooting 50 percent from 3 (6-of-12).

**TALE OF THE TAPE**

Scoring Offense	82.0	79.2
Scoring Defense	65.8	72.6
Scoring Margin	+16.2	+6.6
FG Pct.	.462	.469
FG Pct. Defense	.397	.449
3-pt. FG Pct.	.322	.383
3-pt. FG Pct. Defense	.287	.370
FT Pct.	.657	.669
Rebounds Per Game	42.2	34.8
Opp. Rebounds Per Game	35.5	34.2
Rebound Margin	+6.7	+0.6
Assists Per Game	14.6	14.2
Turnovers Per Game	13.3	13.5
Opp. Turnovers Per Game	15.0	15.4
Turnover Margin	+1.7	+1.9
Assist/Turnover Ratio	1.1	1.1
Steals Per Game	7.2	7.8
Blocks Per Game	6.4	4.5

LAST 15 VS. VANDERBILT

Date	H/A/N	Result
Feb. 2, 2008	A	L, 78-71
Mar. 13, 2008	N	L, 93-82
Jan. 31, 2009	H	L, 82-75
Jan. 23, 2010	A	L, 82-74
Feb. 19, 2011	H	L, 77-60
Jan. 7, 2012	A	L, 65-35
Jan. 23, 2013	A	L, 73-61
Mar. 2, 2013	H	L, 62-55
Feb. 22, 2014	H	L, 67-59
Jan. 6, 2015	A	L, 64-52
Jan. 12, 2016	A	L, 75-57
Feb. 13, 2016	H	L, 86-57
Jan. 4, 2017	A	L, 80-61
Feb. 3, 2018	H	W, 93-81
Feb. 16, 2019	A	W, 64-53

All Games at Auburn: Vanderbilt leads 36-30
 All Games at Auburn Arena: Vanderbilt leads 4-1
 All Games at BEMC: Vanderbilt leads 18-15
 All Games at Vanderbilt: Vanderbilt leads 51-18
 All Games at Memorial Gym: Vanderbilt leads 38-14
 Bruce Pearl vs. Vanderbilt: 10-8
 Jerry Stackhouse vs. Auburn: 0-0
 All Games at Neutral Sites: Auburn leads 5-1
 SEC Tournament Games: Auburn leads 6-2
 Current Series Streak: 2 by Auburn
 Longest AU Streak: 6 ('83-'84/'85-'86)
 Longest VU Streak: 13 ('32-'33/'39-'40/'08-'17)

TOTAL +/-

	Last Game	Season	Avg.
#0 Jones	DNP	-1	-0.1
#1 Johnson	-10	+44	+3.4
#2 Williams	DNP	-9	-1.5
#3 Purifoy	+7	+157	+12.1
#4 Franklin	DNP	-10	-2.5
#5 McCormick	+21	+202	+15.5
#10 Doughty	+17	+205	+15.8
#13 Akingbola	DNP	-2	-0.3
#22 Flanigan	-12	+55	+4.2
#23 Okoro	+21	+149	+11.5
#24 McLemore	+1	+75	+5.8
#35 Cambridge	-4	+71	+5.5
#50 Wiley	+19	+153	+11.8

» Auburn, which won 14 straight during the 2017-18 season, 12 straight leading into last season's Final Four and currently has won 13 straight games, has won at least 12 straight games in three straight seasons for the first time in program history. There have only been two other times in school history where Auburn has won at least 10 straight games in consecutive seasons.

» The Tigers won the last 11 games of the 1957-58 season and the first 19 games of the 1958-59 season and they won the first 17 games in 1998-99 and won 14 straight during the 1999-2000 season. The 30-game winning streak from 1958-1959 is still the longest in program history.

» Auburn is one of just three programs in the country to boast three separate 12-game winning streaks over the last three seasons, along with Michigan State and Virginia.

10-PIECE

» Auburn has won 10 straight over SEC opponents, all during its run of winning 25 of its last 26 games. The Tigers won 78-75 at Georgia to begin their 12-game winning streak last year. That was followed by an 80-75 home victory over Mississippi State, a 66-60 win at Alabama and an 84-80 win at home over Tennessee to close out the regular season.

» Auburn then won four games in four days to capture its second SEC Tournament title in program history, beating Missouri 81-71, South Carolina 73-64, Florida 65-62 and Tennessee 84-64 on its way to the crown. The Tigers knocked off Kentucky 77-71 in overtime in the Elite Eight to secure its first-ever Final Four appearance. Auburn opened SEC play on Saturday with an 80-68 victory at Mississippi State.

HOME COOKIN'

» Auburn is currently riding a 10-game home winning streak inside Auburn Arena. It is the third home winning streak of at least 10 games since the final home game of the 2016-17 season. There had only been six home winning streaks of at least 10 games in program history prior to that.

Streak Began	Ended
36 Jan. 26, 1957	Jan. 7, 1961
30 Mar. 11, 1998	Mar. 1, 2000
17 3rd game of 1926	15th game of 1927
15 Feb. 27, 1974	Jan. 10, 1976
13 Mar. 4, 2017	Feb. 7, 2018
12 Feb. 14, 2018	Jan. 19, 2019
10 Feb. 20, 2019	?
10 Jan. 7, 1963	Feb. 3, 1964
10 Mar. 2, 2011	Jan. 11, 2012

BEST IN THE COUNTRY SINCE FEB. 27, 2019

» Auburn touts the best record in the nation since Feb. 27, 2019. Since losing at Kentucky, the Tigers are 25-1, which includes runs to the SEC Tournament championship and the Final Four. In that timeframe, Auburn has defeated #3 North Carolina, #5 Tennessee, #7 Kentucky, #8 Tennessee and #17 Kansas. Below are the records of teams from Feb. 27, 2019 until now.

Team	'18-19	'19-20	Total
Auburn	12-1	13-0	25-1 (.962)
Liberty	5-1	16-1	21-2 (.913)
Virginia	11-1	11-2	22-3 (.880)
Wichita State	9-2	13-1	22-3 (.880)
Gonzaga	6-2	16-1	22-3 (.880)
Duke	8-2	13-1	21-3 (.875)
San Diego State	3-3	15-0	18-3 (.857)
Oregon	10-1	12-3	22-4 (.846)
Arkansas	4-2	12-1	16-3 (.842)
Florida State	7-2	13-2	20-4 (.833)

(as of games completed Jan. 5)

GETTING NETTY

» Auburn appeared at No. 7 in the NCAA's first release of the NET this season. It previously tied for the highest rating achieved by the Tigers, matching the NET on Dec. 8, 2018. Auburn has since achieved its highest NET ranking at No. 5 on Dec. 30. The Tigers currently stand at No. 6.

» Auburn has appeared in the top 25 of the NET every day since Jan. 29 of last season. The Tigers are the only team in the SEC to be inside the top 25 in every NET ranking since Jan. 29, including this season.

» The Tigers ended the season last year at No. 13 following their run to the Final Four.

SOLID OFFENSE, BETTER DEFENSE

» Auburn has been solid on offense, scoring 82.0 points per game this season. But, what has made a huge difference has been the attention to detail on the defensive end as the Tigers have allowed only 65.8 points per game. That mark is the lowest under head coach Bruce Pearl.

» Listed below are seasons that the Tigers have scored over 75 points per game, while also holding opponents to fewer than 70 points per game.

Year	AU	Opp
1958-59	77.3	59.9
1964-65	75.1	67.4
1998-99	81.2	61.6
2019-20	82.0	65.8

KENPOM.COM CORNER

Adjusted Efficiency Margin

Value	SEC	NCAA
+21.14	1st	11th

Adjusted Offensive Efficiency

Points scored per 100 possessions

Value	SEC	NCAA
110.2	2nd	18th

Adjusted Defensive Efficiency

Points allowed per 100 possessions

Value	SEC	NCAA
89.1	2nd	23rd

TOP OF THE PACK

» Auburn has fared well the past three-plus seasons in the non-conference slate. The Tigers lead the SEC in both wins and winning percentage in non-league regular-season games over the last three-plus seasons. Auburn is the only SEC team that has won at least 10 regular-season non-conference games in each of the last four seasons. The Tigers' 35 non-conference regular-season wins over the last three seasons are a school record for the most non-conference wins over a 3-year span, which was previously set from 1998-2000 and 2016-18.

Team	'16-17	'17-18	'18-19	'19-20	Total
Auburn	11-2	12-1	11-2	12-0	46-5
Miss. State	9-3	12-1	12-1	9-3	42-8
Arkansas	11-2	11-2	9-4	11-1	42-9
Kentucky	10-3	11-2	11-2	9-3	41-10
Tennessee	8-5	10-2	12-1	8-4	38-12
Georgia	9-4	9-3	9-4	9-3	36-14
LSU	8-4	9-3	10-3	8-4	35-14
Florida	10-3	9-4	8-5	8-4	35-16
Ole Miss	9-4	7-6	10-3	9-3	35-16
Alabama	7-5	9-4	9-4	7-5	33-17
Texas A&M	8-4	11-2	7-5	6-5	32-16
Missouri	5-7	10-3	9-3	8-4	32-17
S. Carolina	10-3	9-4	5-8	8-5	32-20
Vanderbilt	7-6	6-7	9-4	8-4	30-21

(as of games completed Jan. 1)

CLASS OF THE SEC: MOST GRADUATES SINCE 2014

When it comes to graduating players, nobody in the SEC has done it better than head coach Bruce Pearl and Auburn. Since 2014, the Tigers have had 23 student-athletes walk across the graduation stage and earn their degrees, which is the highest number in the SEC. Current senior Anfernee McLemore already has his degree in hand as he pursues a master's during the 2019-20 season.



» The Tigers have earned wins vs. notable opponents in Arizona, Dayton (twice), Davidson, Middle Tennessee, Murray State (twice), NC State, Oklahoma, TCU, Texas Tech, UConn (twice), Washington and Xavier (twice).

MAKE ROOM IN THE TROPHY CASE

» Since the 2017-18 season, Auburn has won four trophies: 2018 SEC regular season title, 2019 SEC Tournament crown, 2019 NCAA Midwest Regional championship and the 2019 Legends Classic title.

» The Tigers lead the SEC in trophies in the last two-plus seasons. As a whole, the league has amassed 11 trophies through league championships, conference tournament championships, NCAA regional championships and in-season tournament championships. Auburn has four and Kentucky has three, while Florida, LSU, Tennessee and Texas A&M have all won one.

SAME OFFENSE, NEW FOCUS?

» While orchestrating one of the most exciting offenses in college basketball, the Tigers have had a minor switch in philosophy to adjust to its new personnel. Auburn has attacked the basket at a higher rate and gotten better looks at the hoop. Here's where Auburn stands in its first 13 games from 2018-19 and 2019-20.

	2018-19	2019-20
PPG	85.2	82.0
FG-FGA	396-856	369-798
FG%	46.3%	46.2%
3FG-3FGA	136-390	110-342
3FG%	34.9%	32.2%
3FG Per Gm	10.5	8.5
FT-FTA	179-265	218-332

THE CHARITY STRIPE

» Despite only shooting 65.7 percent from the free-throw line this season, Auburn has made 17 more free throws than its opponents have attempted (218-201).

» The Tigers have made more free throws than their opponents have attempted in six games this season and made more free throws than their opponents in all 13 games in 2019-20.

GAMEDAY EXPERIENCE: AUBURN ARENA

Built at a cost of \$86 million, Auburn Arena seats 9,121 fans for basketball games. Auburn Arena replaced the old Beard-Eaves Memorial Coliseum as the home of Tiger basketball for the 2010-11 season. The furthest seat in Auburn Arena is just 43 feet away from the court. Two-thirds of the seats are less than 27 feet in elevation from courtside offering a home environment that is unrivaled.



EVERYBODY EATS

» In eight of Auburn's 13 games to begin the season, at least four players have scored in double figures. In total, seven different players have reached the 10-point plateau so far this season.

» During the 2018-19 season, the Tigers had four players score in double figures 19 times.

ICE OKORO

» After hitting the game-winning shot at South Alabama with 2.9 seconds left, Isaac Okoro earned the nickname "Ice."

» Okoro ranks second on the team in scoring (12.9) and field goal percentage (.570) and third in blocks (12) and steals (12).

» In that same game at South Alabama, he became the only Auburn player in the last 15 years with a stat line of 15 points, six rebounds, six assists, two steals and two blocks in a game.

» The Powder Springs, Ga. native scored in figures in the first six games of his career, becoming just the second freshman since 1990 to accomplish the feat and the first since Mustapha Heron in 2016. The previous record holder was All-American Wesley Person, who did it in his first 14 games. Heron holds the overall mark at 25 straight games to begin his career.

» All-American and NBA All-Star Mike Mitchell scored in double figures 24 times as a freshman in 25 games in 1974-75. All-SEC Eddie Johnson scored in double figures in 24 of 26 games as a freshman in 1973-74.

» Okoro was named SEC Freshman of the Week after Nov. 18 as well as Dec. 9. He is the fourth freshman in program history to earn the weekly recognition twice in a season, joining Jared Harper (2016-17), Aaron Swinson (1991-92) and Wesley Person (1990-91).

» He is one of just four players in the country to have their high school jersey retired, joining Joe Quintana (LMU), Reggie Perry (Mississippi State) and Landers Nolley II (Virginia Tech).

AWARD CASE

Samir Doughty

Legends Classic All-Tournament Team

J'Von McCormick

Mike Slive Invitational MVP
SEC Player of the Week (Jan. 6)

Isaac Okoro

SEC Freshman of the Week (Nov. 18)
SEC Freshman of the Week (Dec. 9)

Austin Wiley

Preseason All-SEC Second Team (Coaches)
Top 20 Breakout Players (Rothstein)
Legends Classic MVP
Legends Classic All-Tournament Team
SEC Player of the Week (Dec. 2)

WE'VE GOT J'VON

» While replacing Jared Harper's name in the popular song "We've Got Jared" to "We've Got J'Von" is easy, the replacement of Jared on the court was going to be a challenge heading into the 2019-20 season.

» McCormick has stepped in and already made a huge impact. The senior is leads the SEC with a 2.48 assist-to-turnover ratio and is fourth in the league with 5.5 assists per game, highlighted by a single-game program record of 16 vs. CSUN.

» The previous record of 15 was held by Eddie Johnson vs. LSU on Jan. 3, 1976. Former floor general Jared Harper was next in line with 14 assists vs. Vanderbilt on Feb. 3, 2018.

» McCormick's 16 assists are tied for the ninth-most in SEC single-game history and are the most by any player in the league since Phil Pressley (Missouri) had 19 dimes in 2013.

» The New Orleans, La. native was recently named the SEC Player of the Week after scoring 28 points in a win at Mississippi State. It was the most points by an Auburn player in a road SEC win since since KT Harrell dropped 28 at LSU Feb. 5, 2015.

» Over the last five games, McCormick is averaging 17.6 points, 4.2 assists and 3.8 rebounds while shooting 50 percent from the floor.

LEAVE NO DOUGHT(Y)

» After being a secondary scoring option last season, Samir Doughty has asserted himself as the top option in 2019-20. He's averaging a team-best 16.3 points per game on 45 percent shooting from the floor. Last season, Doughty had an average of 7.3 points per game.

» In Auburn's win at South Alabama, Doughty scored 10 points and tied a career-high with 10 rebounds. It was his second career double-double and first as a member of the Auburn Tigers. The Philadelphia, Pa. native had 10 points and 10 assists against Saint Joe's while suiting up for VCU on Feb. 14, 2017. Doughty's 10 rebounds matched his output vs. Dayton on Dec. 8, 2018.

» Doughty followed up that performance with a career-high 33 points on 10-of-15 from the floor, including 6-of-8 from deep, in the Tigers' 116-70 triumph over CSUN. He also chimed in with eight boards and three assists.

» In Auburn's win vs. Colgate, Doughty had a team-best 20 points on 7-of-13 shooting. In that game, Doughty produced a crossover, step-back 3-pointer that sent his defender flying and earned him the No. 1 spot on the Sportscenter Top 10 for Nov. 18.

» The senior was named to the Legends Classic All-Tournament Team after scoring 19 points against New Mexico and 22 vs. Richmond, both team-highs.

» Doughty has five 20-point games in the first 12 games this season after the senior entered the season with just two 20-point efforts in 75 career games.

THE BIG MAN IS HUNGRY

» Austin Wiley is as healthy as he's ever been and it's showing. He was named the SEC Player of the Week on Dec. 2 - the first in his career - after averaging 16 points and 10.5 rebounds per game en route to being named the MVP at the Legends Classic. He became the fourth center in program history to earn the weekly award, joining Mamadou N'diaye (1999), Aaron Swinson (1994) and Jeff Moore (1987).

» The senior posted a double-double with 14 points and 13 rebounds in the semifinal victory against New Mexico - the fifth of his career - and then followed up that performance with 18 points and eight rebounds in the championship game vs. Richmond.

» Wiley has been a man on a mission the last nine games, averaging averaging 12.1 points and 10.0 boards per contest. In that span the senior has amassed five double-doubles, scoring in double figures in nine games and pulling down at least eight rebounds in each game.

» Where Wiley has shown the most progress is at the charity stripe. Coming into the season as a 52.5 percent free throw shooter, the senior is 50-of-74 from the foul line (67.6 percent).

AUBURN ARENA SELLOUTS

» Auburn posted its first sellout of the season vs. NC State and then did it again vs. Lehigh and Lehigh to bring its total to 31 in Auburn Arena history. It is the first time in the building's history that Auburn has had three sellouts before conference play, much less in a row.

» Of the 31 sellouts, 26 have come in the six seasons under head coach Bruce Pearl. Twelve of the last 17 SEC games at Auburn Arena have been sold out. The average attendance of 8,156 last year marked the third time in the last 17 years the Tigers have had an average attendance of over 8,000.

RETURN TO SENDER

» After setting a program record with 190 blocks last season, the Tigers have had four of its program's top-11 single-season block totals during Bruce Pearl's five seasons on the Plains, including three of the top four in the last three seasons.

» A big key to that has been the brick wall of Anfernee McLemore, who is inside the top five in program history in career blocks.

All-Time Blocks Leaders (Auburn)

1.	Kyle Davis	2000-04	360
2.	Mamadou N'diaye	1996-2000	241
3.	Anfernee McLemore	2016-P	177
4.	Horace Spencer	2015-19	170
5.	Korvotney Barber	2005-09	155
6.	Charles Barkley	1981-84	145
7.	Chris Morris	1984-88	141
8.	Pat Burke	1993-97	133
9.	Asaunh Dixon-Tatum	2012-14	108
10.	Kenny Gabriel	2009-12	105

» McLemore also ranks highly in the country in career active blocks leaders.

Active Career Blocks Leaders

1.	Mike Watkins	Penn St.	248
2.	Josh Nebo	Texas A&M	244
3.	Hayden Koval	Central Ark.	232
4.	James Dickey	UNCG	201
5.	Osasumwen Osaghae	FIU	197
6.	Nathan Knight	William & Mary	191
7.	Matt Haarms	Purdue	182
8.	Anfernee McLemore	Auburn	177
9.	Luke Knapke	Toledo	175
10.	AJ Brodeur	Penn	170

RPI IMPROVEMENT

» In the four seasons before 2014-15, the Tigers held an average final RPI of 202. Since that point, Auburn has averaged a final RPI of 80.8. Here are the final RPI/NET rankings in the last nine seasons.

2010-11	253	
2011-12	145	
2012-13	250	
2013-14	160	
2014-15	132	(Under Coach Pearl)
2015-16	160	(Under Coach Pearl)
2016-17	82	(Under Coach Pearl)
2017-18	16	(Under Coach Pearl)
2018-19	14	(Under Coach Pearl)

PEARL RISING IN SEC RECORD BOOK

» Through his tenures as head coach at two SEC schools - Auburn and Tennessee - Bruce Pearl has won a ton of games. Below is where he stands in the SEC coaching ranks all-time.

By Victories (SEC Schools Only)

12.	Ray Mears	UT	278
	Roy Skinner	VU	278
14.	Wimp Sanderson	UA	265
	John Mauer	UK/UT/UF	265
16.	Hank Crisp	UA	264
17.	Bruce Pearl	AU/UT	259
18.	Nolan Richardson	AR	249

SEC Regular Season Games

15.	Joel Eaves	AU	124
16.	Rick Stansbury	MS	122
17.	Hank Crisp	UA	112
18.	Don DeVoe	UT/UF	110
19.	Nolan Richardson	AR	109
20.	Bob Polk	VU	107
21.	Bruce Pearl	AU/UT	106

TAKING AWAY OPTION A

Auburn has put an increased emphasis on taking out the opposition's top scorer heading into the matchup. Listed below are the top scorers Auburn has faced as well as how it fared this season.

Opp.	Player	AVG	PTS	FG-A	TO
GSU	Jackson	14.8*	6	2-6	2
Davidson	Grady	17.3*	6	2-10	4
So. Ala.	Ajayi	21.5	15	6-10	2
CSUN	Gomez	22.0	23	8-23	1
Colgate	Ivanauskas	14.3	12	6-17	3
UNM	Lyle	19.8	2	1-10	3
Richmond	Francis	18.6	7	3-14	3
Furman	Lyons	14.8	11	4-15	2
Saint Louis	Goodwin	15.4	15	7-17	4
NC State	Bryce	15.9	21	7-15	2
Lehigh	Cohen	13.9	18	7-20	5
Lipscomb	Johnson	15.2	17	5-13	3
Miss. St.	Carter	15.4	4	1-11	1
Totals	13 players	16.8	12.1	59-191	2.5
* 2018-19 avg.			(157)	(.309)	(32)

HIGH-QUALITY OPPONENTS

» Auburn has played seven opponents picked to finish in the top three of its league. The Tigers were the only team in the SEC to play seven top-3 projected finishers in their first eight games of the season.

» Auburn played Georgia Southern (third), Davidson (second), South Alabama (first), CSUN (third), Colgate (first) New Mexico (third) and Furman (third).

» The Tigers tout the 12th-best strength of schedule according to the NET.

WILEY PICKED PRESEASON ALL-SEC

» Austin Wiley was chosen Preseason Second Team All-SEC by the league's coaches. He was one of 20 players chosen to the annual list.

» In 29 games last season, Wiley averaged 6.9 points and 4.0 rebounds per game to go along with 37 blocks. The senior shot a team-best 57 percent from the floor and scored in double figures eight times.

AUBURN MEN'S BASKETBALL TEAM DAY

» Following the Tigers' run to the Final Four, April 24, 2019 was declared "Auburn University Men's Basketball Team Day" in a proclamation by Alabama Governor Kay Ivey.

» Governor Ivey: "This team said, 'Why not us?' And for the first time in the history of Auburn men's basketball, this team went to the Final Four. And on the court and off the court, these team members brought dignity and determination to everything they did. They did it with class."

PEARL WINS HIS 100TH GAME AT AUBURN

» Auburn's win over Kentucky in the Elite Eight was Bruce Pearl's 100th win in his 171st game as Auburn's head coach. Pearl is the first head coach in Auburn history to win 100 games in his first five seasons. This includes a 5-3 mark in the NCAA Tournament as Pearl matches Cliff Ellis (5-3) for the second-most NCAA Tournament wins by a head coach in Auburn history. Pearl and Ellis only trail Sonny Smith, who led the Tigers to a 7-5 record in five straight NCAA Tournament appearances from 1984-88.

» With a win at Vanderbilt on Feb. 16, Coach Pearl picked up his 100th SEC win. Pearl became the 23rd coach in conference history to amass 100 victories and just the fifth to accomplish the feat while coaching two schools.

» The other coaches to have 100 SEC wins while leading two programs include C.M. Newton (195, Alabama and Vanderbilt), Tubby Smith (139, Georgia and Kentucky), Don DeVoe (110, Tennessee and Florida) and John Mauer (103, Tennessee and Florida).

» Coach Pearl is one of just two active coaches to tally 100 conference wins in the league, joining Kentucky head coach John Calipari.

THE GREATEST SEASON EVER

» The Tigers reached the Final Four for the first time in program history. Auburn is the first program from the state of Alabama to reach the Final Four.

» Auburn became the only team to defeat Kansas, Kentucky and North Carolina - the three winningest programs in NCAA history - in consecutive games in NCAA Tournament history.

» The Tigers won four games in four days to capture their second SEC Tournament title (1985) all-time.

» Auburn set a program record with 30 wins in the 2018-19 season.

» Auburn broke the SEC record with 454 3-pointers as a team. The record was held previously by the 1995 Arkansas team with 361. The Tigers finished only 10 3-pointers away from matching the NCAA record of 464 currently held by the 2018 Villanova squad.

» The Tigers won four straight games over AP Top-10 teams for the first time in program history following wins against No. 5 and No. 8 Tennessee, No. 3 North Carolina and No. 7 Kentucky. Auburn won five straight over top-25 opponents for the first time ever during its historic March run, which including triumphs over No. 5 and No. 8 Tennessee, No. 17 Kansas, No. 3 North Carolina and No. 7 Kentucky.

» The Tigers made their 10th NCAA Tournament appearance in program history and first in back-to-back seasons since 1999-2000. Auburn is 16-10 all-time in NCAA Tournament play.

LET IT FLY

» As Coach Pearl has said, "As long as the 3 is worth more than the 2, we'll continue to take them." Below are all the games Auburn has hit at least 15 3-pointers as a team.

NEW BLOODS VS. BLUE BLOODS

	'17-18	'18-19	'19-20	Overall	Trophies	Conf. Titles	Tourn. Titles	vs. AU
Auburn	26-8	30-10	13-0	69-18	4	1	1	-
Kentucky	26-11	30-7	10-3	66-21	3	0	1	2-2
Kansas	31-8	26-10	11-2	68-20	5	1	1	0-1
North Carolina	26-11	29-7	8-6	61-26	1	1	0	0-1
Duke	29-8	32-6	13-1	74-15	3	0	1	1-0
Michigan State	30-5	32-7	12-3	74-15	6	2	1	0-0

Trophies, titles and vs. AU since 2017-18

All-Time Games with 15+ 3-pointers

3s	Opponent	Date
21	Coastal Carolina	Dec. 15, 2016
18	South Alabama	Nov. 6, 2018
18	Temple	Nov. 19, 2004
17	CSUN	Nov. 15, 2019
17	North Carolina	March 29, 2019
17	Arkansas	Feb. 20, 2019
17	Vanderbilt	Feb. 3, 2018
17	Northwestern State	Nov. 27, 2015
16	LSU	Feb. 9, 2019
16	Missouri	Jan. 30, 2019
15	Tennessee	March 17, 2019
15	Saint Peter's	Nov. 28, 2018
15	Alabama	Feb. 4, 2017
15	Arkansas	Feb. 17, 2016
15	Nicholls State	Nov. 24, 2004
15	Arkansas	Jan. 6, 1996
15	West Florida	Dec. 12, 1994

OKORO ON DRAFT BOARDS

» In the latest 2020 NBA Mock Draft on ESPN.com, freshman Isaac Okoro was projected to be picked 15th.

» "He is one of the most gifted athletes in this class. He has a shredded, 225-pound frame that makes it impossible to dislodge him on straight line drives. He also has outstanding feet getting over the top of screens or mirroring opponents in one-on-one situations. His 6-foot-10 wingspan should allow him to see time guarding power forwards in smaller lineups, but he's at his best right now smothering point guards. Seven games into the season, there's little doubt that Okoro has established himself as one of the best defenders in college basketball." - Jonathan Givony

EARLY BRACKETOLOGY

» Auburn is currently projected as a No. 1 seed in the South Regional by Sporting News' Mike DeCourcy. The Tigers are a No. 2 seed in the South Regional and No. 5 seed overall by ESPN.com's Joe Lunardi.

WHAT'S RETURNING?

» Auburn returns just two starters from last season's Final Four and SEC Tournament championship winning team in Samir Doughty and Anfernee McLemore.

» The Tigers return just 32 percent of their 3,188 points from a season ago. Auburn lost five of its top eight scorers, including its top three from last year's team.

ROSTER NUGGETS

» Auburn boasts a unique roster heading into the 2019-20 season. The Tigers have seven seniors, zero juniors, five sophomores and eight freshmen.

» Auburn's eight newcomers is tied with Florida for second-most in the SEC behind Georgia's 10. It is the second-most newcomers Bruce Pearl has had at Auburn, trailing only 10 in 2016-17.

» Auburn has 10 players who are 6-foot-6 or taller, which is the most Coach Pearl has had at Auburn and tied for the most he's ever had (10 in 2010-11 at Tennessee).

» Auburn is one of just two programs to have two sets of father-son combinations on its roster: Head coach Bruce Pearl and assistant coach Steven Pearl, as well as assistant coach Wes Flanigan and freshman Allen Flanigan. Utah's combinations include head coach Larry Krystkowiak and freshman Luc Krystkowiak, as well as director of operations Chris Jones and freshman Rylan Jones.

AS GOOD AS IT HAS EVER BEEN

» Auburn finished the 2018-19 season 30-10 after making the first Final Four appearance in program history, breaking the 1998-99 Tigers' program record of 29 victories. Auburn has compiled a 56-18 (.757) record over the last two seasons, including a 24-12 (.667) mark in the SEC. The Tigers went 26-8 and claimed the third regular-season SEC championship (1960, 1999 and 2018) in program history with a 13-5 conference record last season before advancing to the second round of the NCAA Tournament.

» This is the third time in program history that the Tigers have won 20-plus games in at least two straight seasons. It is the first time Auburn has strung together back-to-back seasons with 25-plus wins and the Tigers' set a new program record with its 30th win of the season in the Elite Eight against Kentucky. Auburn, Kentucky and Tennessee are the only three SEC teams that have won at least 26 games in each of the last two seasons. Auburn won 18 games two years ago and currently has won 74 games in the last three seasons, which is a program record for wins in a three-year stretch. The Tigers won 71 games from the 1998-99 season to the 2000-01 season.

2017-18: 26 overall wins**2018-19: 30 overall wins**1998-99: 29 overall wins
1999-2000: 24 overall wins1983-84: 20 overall wins
1984-85: 22 overall wins
1985-86: 22 overall wins**Most Wins in a Two-Year Period**

Seasons	Wins
2017-18 & 2018-19	56
1998-99 & 1999-2000	53

Most Wins in a Three-Year Period

Seasons	Wins
2016-17 to 2018-19	74
1998-99 to 2000-01	71
1997-98 to 1999-00	69
1983-84 to 1985-86	64
1984-85 to 1986-87	62
1996-97 to 1998-99	61

Most Wins in Program History

Year	Record	Year	Record
2018-19	30-10	1999-2000	24-10
1998-99	29-4	2002-03	22-12
2017-18	26-8	1985-86	22-11
2008-09	24-12	1984-85	22-12

PRESEASON 2019-20 SEC POLL

» Heading into the 2019-20 season, Auburn was picked to finish fourth in the preseason Southeastern Conference poll. The predicted fourth-place finish is the third-highest projection for the Tigers in the annual poll since 2000. Auburn was chosen to finish third in the 2003-04 and 2018-19 polls.

1. Kentucky
2. Florida
3. LSU
4. Auburn
5. Tennessee
6. Alabama
7. Mississippi State
8. Ole Miss
9. Georgia
10. South Carolina
11. Arkansas
12. Texas A&M
13. Missouri
14. Vanderbilt

MEET THE FUTURE

Following the greatest season in Auburn basketball history that included a run to the Final Four and a Southeastern Conference Tournament title, head coach Bruce Pearl and Tigers signed three elite players during the 2019-20 early signing period.

"We signed three great kids who have all worked extremely hard to try to separate themselves from the competition - Justin Powell as an elite shooter, Sharife Cooper as a unique and special playmaker and scorer, and Chris Moore as a powerful, versatile mismatch." - Head Coach Bruce Pearl

2020 Class

Name	Pos.	Ht.	Hometown
Sharife Cooper	G	6-0	Powder Springs, GA
Chris Moore	F	6-6	Goshen, KY
Justin Powell	G	6-5	West Memphis, AR

- Consensus top-15 class: #9 (ESPN), #12 (247 Sports), #14 (Rivals)
- 3rd top-10 class signed in the early signing period all-time
- Auburn, Kentucky and LSU are the only 3 in the SEC to sign top-25 classes 5 times in the past 6 years

Sharife Cooper**G, 6-0, 160**

ESPN: 5 star, #17 overall, #2 PG, #2 in GA

Rivals: 5 star, #16 overall, #4 in GA

247 Sports: 5 star, #19 overall, #2 PG, #2 in GA

- Highest rated signee in program history
- 2018-19 USA Today National Player of the Year
- Led McEachern HS to 32-0 record and a state title his junior year
- Took part in 2019 USA Basketball Men's Junior National Team July minicamp
- 28.6 points, 8.7 assists, 6.0 rebounds and 4.1 steals per game as a junior

Chris Moore**F, 6-6, 220**

ESPN: 3 star, #5 in AR

Rivals: 4 star, #101 overall, #4 in AR

247 Sports: 3 star, #126 overall, #4 in AR

- 17.2 points, 13.0 rebounds, 4.9 assists, 1.5 blocks 63% FG as a junior
- Led West Memphis HS to state semifinals
- 17.7 points, 6.1 rebounds, 1.3 assists, 1.1 blocks per game for Woodz Elite in Nike EYBL Circuit
- Led Woodz Elite to No. 1 national ranking

Justin Powell**G, 6-5, 180**

ESPN: 4 star, #82 overall, #1 in KY

Rivals: 3 star

247 Sports: 3 star, #153 overall, #2 in KY

- Wasn't ranked in September last year due to injury, rose all the way to #82 in 14 months
- 13.2 points per game with Indy Heat
- 50% FG, 55% 3-pt in Nike EYBL Circuit
- Last player signed out of KY was Daymeon Fishback

STAT RANKINGS (AS OF 1/5)

	Value	SEC	NCAA
Winning Pct.	1.00	1st	1st
Scoring Offense	82.0	2nd	12th
Scoring Defense	65.8	9th	103rd
Scoring Margin	+16.2	1st	13th
Field Goal Pct.	.462	5th	78th
Field Goal Pct. Def.	.397	8th	71st
3-pt. FG Per Game	8.5	3rd	79th
3-pt. FG Pct.	.322	6th	232nd
3-pt. FG Pct. Def.	.287	3rd	34th
Free Throw Pct.	.657	13th	300th
Free Throw Made	218	2nd	74th
Free Throws Att.	332	1st	29th
Rebounds	42.2	1st	8th
Rebound Margin	+6.7	2nd	38th
Off. Rebounds	13.8	1st	13th
Def. Rebounds	28.5	3rd	43rd
Assists	14.6	5th	94th
Assist/Turnover	1.10	4th	104th
Turnover Margin	+1.7	4th	104th
Turnovers Forced	15.0	6th	120th
Blocks	6.4	1st	7th
Steals	7.2	7th	121st

INDIVIDUAL

Assists Per Game

J'Von McCormick 5.5 4th 39th

Assist-Turnover Ratio

J'Von McCormick 2.48 1st 37th

Blocks Per Game

Anfernee McLemore 1.9 5th 55th

Austin Wiley 1.9 5th 55th

Defensive Rebounds Per Game

Austin Wiley 6.2 3rd 68th

Double-Doubles

Austin Wiley 5 4th 48th

Field Goal Percentage

Isaac Okoro .570 3rd 48th

Samir Doughty .451 13th 195th

Free Throws Attempts

Austin Wiley 74 3rd 94th

Samir Doughty 74 3rd 94th

Free Throws Made

Samir Doughty 57 4th 82nd

Austin Wiley 50 6th 153rd

Offensive Rebounds Per Game

Austin Wiley 3.0 3rd 68th

Points Per Game

Samir Doughty 16.3 8th 146th

Rebounds Per Game

Austin Wiley 9.2 2nd 57th

Total Assists

J'Von McCormick 72 4th 60th

Total Blocks

Anfernee McLemore 24 5th 64th

Austin Wiley 24 5th 64th

Total Rebounds

Austin Wiley 119 2nd 90th

WINS/LOSSES

Category	Wins	Losses
Scoring Offense	82.0	-
Scoring Defense	65.8	-
Scoring Margin	+16.2	-
Field Goal Pct.	.462	-
Field Goal Pct. Def.	.397	-
3-pt. FG Per Game	8.5	-
3-pt. FG Pct.	.322	-
3-pt. FG Pct. Def.	.287	-
Free Throw Pct.	.657	-
Free Throws Made	16.8	-
Opp. Free Throws Made	10.7	-
Rebounds	42.2	-
Rebound Margin	+6.7	-
Off. Rebounds	13.8	-
Def. Rebounds	28.5	-
Assists	14.6	-
Assist/Turnover	1.1	-
Turnover Margin	+1.7	-
Turnovers Forced	15.0	-
Steals	7.2	-
Blocks	6.4	-

CURRENT STREAKS

Overall	Won 13
vs. Unranked	Won 22
vs. Ranked	Lost 1
Home	Won 10
vs. SEC	Won 3
vs. Non-SEC	Won 28
vs. Ranked	Won 1
vs. Unranked	Won 9
Road	Won 4
vs. SEC	Won 3
vs. Non-SEC	Won 1
vs. Ranked	Lost 3
vs. Unranked	Won 4
Neutral	Won 4
vs. Ranked	Lost 1
vs. Unranked	Won 11

CONSECUTIVE GAMES WITH A 3-POINTER

J'Von McCormick	3
Danjel Purifoy	2

CONSECUTIVE GAMES WITH 10+ POINTS

Austin Wiley	4
Samir Doughty	2
Isaac Okoro	2
Danjel Purifoy	2

AUBURN IN THE RANKINGS

Date	AP	Coaches	NET
Preseason	24	23	-
Nov. 11	22	23	-
Nov. 18	19	18	-
Nov. 25	18	17	-
Dec. 2	14	13	-
Dec. 9	12	10	-
Dec. 16	12	9	7
Dec. 23	8	8	8
Dec. 30	8	7	5
Jan. 6	5	5	6

AP POLL

Rank	School	Record	Points
1	Gonzaga (54)	16-1	1,607
2	Duke (9)	13-1	1,545
3	Kansas (2)	11-2	1,513
4	Baylor	11-1	1,386
5	Auburn	13-0	1,317
6	Butler	14-1	1,181
7	San Diego State	15-0	1,130
8	Michigan State	12-3	1,129
9	Oregon	12-3	1,075
10	Florida State	13-2	966
11	Ohio State	11-3	924
12	Maryland	12-2	863
13	Louisville	11-3	844
14	*Kentucky	10-3	811
15	Dayton	13-2	614
16	Villanova	10-3	604
17	West Virginia	11-2	599
18	Virginia	11-2	556
19	Michigan	10-4	502
20	Penn State	12-2	456
21	Memphis	12-2	455
22	Texas Tech	10-3	287
23	Wichita State	13-1	252
24	Arizona	11-3	184
25	Colorado	12-3	81

Others receiving votes: Iowa 63, Seton Hall 48, *Arkansas 38, Marquette 25, Xavier 18, Wisconsin 17, Houston 8, Creighton 6, Washington 6, VCU 5, Saint Mary's 3, Northern Iowa 2, Liberty 2, Purdue 1, Stephen F. Austin 1, BYU 1

* - Auburn opponent

USA TODAY COACHES POLL

Rank	School	Record	Points
1	Gonzaga (27)	16-1	788
2	Duke (4)	13-1	764
3	Kansas (1)	11-2	739
4	Baylor	11-1	670
5	Auburn	13-0	626
6	Butler	14-1	598
7	San Diego State	15-0	552
8	Michigan State	12-3	518
9	Oregon	12-3	506
10	Florida State	13-2	456
11	Louisville	11-3	436
12	Ohio State	11-3	435
13	*Kentucky	10-3	425
14	Maryland	12-2	407
15	Dayton	13-2	370
16	Villanova	10-3	317
17	West Virginia	11-2	276
18	Virginia	11-2	271
19	Michigan	10-4	231
20	Penn State	12-2	205
21	Texas Tech	10-3	179
22	Memphis	12-2	145
23	Wichita State	13-1	127
24	Arizona	11-3	115
25	Seton Hall	10-4	53

Others receiving votes: Colorado 46, Iowa 43, Marquette 22, Xavier 20, *Arkansas 16, Houston 15, Creighton 8, Washington 6, Wisconsin 5, *Florida 5, Purdue 2, *LSU 2, *Georgia 1

* - Auburn opponent

AUBURN'S RECORD

Overall	13-0
Home	7-0
Away	2-0
Neutral	4-0
Conference	1-0
Home	0-0
Away	1-0
Non-Conference	12-0
Home	7-0
Away	1-0
Neutral	4-0
Overtime	1-0
Ranked opponents	0-0
Unranked opponents	13-0
Wearing white uniforms	7-0
Wearing navy uniforms	3-0
Wearing orange uniforms	3-0
Leading at half	11-0
Trailing at half	2-0
Tied at half	0-0
Leading with 5:00 remaining in second half	11-0
Trailing with 5:00 remaining in second half	2-0
Tied with 5:00 remaining in second half	0-0
Has more rebounds than opponent	8-0
Has fewer rebounds than opponent	5-0
Same rebounds as opponent	0-0
Commits more turnovers than opponent	4-0
Causes more turnovers than opponent	8-0
Same turnovers as opponent	1-0
Has more FT attempts than opponent	13-0
Has fewer FT attempts than opponent	0-0
Same FT attempts as opponent	0-0
Shoots 40% or better from field	12-0
Shoots less than 40% from field	1-0
Opponent shoots 40% or better from field	7-0
Opponent shoots less than 40% from field	6-0
Shoots better than opponent	12-0
Opponent shoots better	1-0
Same FG percentage	0-0
Bench outscores opponent's bench	7-0
Opponent's bench outscores Auburn bench	6-0
Same points off the bench	0-0
Auburn scores 100 or more	1-0
Auburn scores between 90-99	1-0
Auburn scores between 80-89	5-0
Auburn scores between 70-79	5-0
Auburn scores between 60-69	1-0
Auburn scores less than 60	0-0
Opponent scores 100 or more	0-0
Opponent scores between 90-99	0-0
Opponent scores between 80-89	0-0
Opponent scores between 70-79	4-0
Opponent scores between 60-69	6-0
Opponent scores less than 60	3-0
On Sunday	1-0
On Monday	2-0
On Tuesday	3-0
On Wednesday	0-0
On Thursday	2-0
On Friday	2-0
On Saturday	3-0
In November	6-0
In December	6-0
In January	1-0
In February	0-0
In March	0-0
In April	0-0
Five-plus players score in double-figures	4-0
Four players score in double figures	4-0
Three players score in double figures	3-0
Two players score in double figures	2-0
One player scores in double figures	0-0

MISCELLANEOUS STATISTICS

Largest margin of victory	46, vs. CSUN (11/15/19)
Smallest margin of victory	1, at South Alabama (11/12/19)
Largest margin of defeat	-
Smallest margin of defeat	-
Biggest rebound margin	+20, vs. Furman (12/5/19)
Biggest rebound deficit	-6, vs. Saint Louis (12/14/19)
Average margin of victory/defeat	+16.2/-0.0
Largest halftime lead	32, vs. Colgate (11/18/19)
Largest halftime lead blown	-
Largest halftime deficit	8, vs. Furman (12/5/19)
Largest halftime deficit overcome to win	8, vs. Furman (12/5/19)
Largest overall lead	50, vs. CSUN (2H) (11/15/19)
Largest overall lead blown	-
Largest overall deficit	14, vs. Furman (2H) (12/5/19)
Largest deficit overcome to win	14, vs. Furman (2H) (12/5/19)

TEAM EXTREMES

Most points scored	116, vs. CSUN (11/15/19)
Fewest points scored	67, vs. Saint Louis (12/14/19)
Most rebounds	52, vs. CSUN (11/15/19)
Fewest rebounds	36, at South Alabama (11/12/19)
Most assists	27, vs. CSUN (11/15/19)
Fewest assists	9, at Mississippi State (1/4/19)
Most turnovers	21, vs. Georgia Southern (11/5/19)
Fewest turnovers	7, vs. Saint Louis (12/14/19)
Most steals	14, vs. New Mexico (11/25/19)
Fewest steals	3 (2x), last at South Alabama (11/12/19)
Most blocks	11, vs. CSUN (11/15/19)
Fewest blocks	2, vs. Georgia Southern (11/5/19)
Best shooting percentage	.568 (42-74), vs. CSUN (11/15/19)
Worst shooting percentage	.355 (22-62), vs. Saint Louis (12/14/19)
Best 3-pt. percentage	.486 (17-35), vs. CSUN (11/15/19)
Worst 3-pt. percentage	.160 (4-25), vs. Furman (12/5/19)
Best FT percentage	.938 (15-16), vs. CSUN (11/15/19)
Worst FT percentage	.400 (8-20), vs. New Mexico (11/25/19)
Most points (1st half)	66, vs. CSUN (11/15/19)
Fewest points (1st half)	27, vs. Lehigh (12/21/19)
Most points (2nd half)	51, at Mississippi State (1/4/19)
Fewest points (2nd half)	32, at South Alabama (11/12/19)
Most points (OT)	15, vs. Furman (12/5/19)
Fewest points (OT)	15, vs. Furman (12/5/19)

STARTING LINEUPS

Record when starting lineup is:

Doughty, McCormick, Okoro, Purifoy, Wiley _____ 13-0

Record when starts (Career):

Samir Doughty	13-0 (32-8)
J'Von McCormick	13-0 (13-0)
Isaac Okoro	13-0 (13-0)
Danjel Purifoy	13-0 (26-12)
Austin Wiley	13-0 (27-12)
Anfernee McLemore	0-0 (25-9)

AUBURN INDIVIDUAL GAME HIGHS

Points _____ 33, Samir Doughty vs. CSUN (11/15/19)
 _____ 24, Samir Doughty vs. NC State (12/19/19)
 Field Goals Made _____ 10, Samir Doughty vs. CSUN (11/15/19)
 _____ 8, Isaac Okoro vs. CSUN (11/15/19)
 Field Goal Att. _____ 16, Samir Doughty vs. Richmond (11/26/19)
 _____ 15, Samir Doughty vs. CSUN (11/15/19)
 FG Pct. _____ 1.000 (4-4), Austin Wiley vs. NC State (12/19/19)
 3-Point FG Made _____ 6, Samir Doughty vs. CSUN (11/15/19)
 _____ 5, Samir Doughty vs. New Mexico (11/25/19)
 3-Point FG Att. _____ 9, Samir Doughty vs. Colgate (11/18/19)
 _____ 9, Samir Doughty vs. New Mexico (11/25/19)
 _____ 9, Danjel Purifoy vs. New Mexico (11/25/19)
 3-Pt FG Pct. _____ .800 (4-5), Jamal Johnson at South Alabama (11/12/19)
 Free Throws Made _____ 9, Samir Doughty vs. NC State (12/19/19)
 _____ 8, Isaac Okoro vs. Furman (12/5/19)
 _____ 8, Austin Wiley vs. Lehigh (12/21/19)
 Free Throw Att. _____ 12, Samir Doughty vs. NC State (12/19/19)
 _____ 11, Austin Wiley vs. Richmond (11/26/19)
 FT Pct. _____ 1.000 (7-7), Samir Doughty vs. CSUN (11/15/19)
 _____ 1.000 (8-8), Austin Wiley vs. Lehigh (12/21/19)
 Rebounds _____ 15, Austin Wiley vs. Lehigh (12/21/19)
 _____ 13, Austin Wiley vs. New Mexico (11/25/19)
 _____ 12, Austin Wiley vs. Furman (12/5/19)
 Assists _____ 16, J'Von McCormick vs. CSUN (11/15/19)
 _____ 8, J'Von McCormick vs. Colgate (11/18/19)
 Steals _____ 4, Samir Doughty vs. Georgia Southern (11/5/19)
 _____ 4, Samir Doughty vs. NC State (12/19/19)
 Blocked Shots _____ 6, Anfernee McLemore vs. Lehigh (12/21/19)
 _____ 4, Anfernee McLemore vs. CSUN (11/15/19)
 Turnovers _____ 6, Samir Doughty vs. Furman (12/5/19)
 _____ 6, Isaac Okoro vs. Furman (12/5/19)
 Fouls _____ 5 (3x), last Anfernee McLemore vs. Furman (12/5/19)
 Minutes _____ 43, Isaac Okoro vs. Furman (12/5/19)
 _____ 42, Samir Doughty vs. Furman (12/5/19)
 _____ 39, J'Von McCormick vs. Furman (12/5/19)

OPPONENT INDIVIDUAL GAME HIGHS

Points _____ 23, Andre Fox at South Alabama (11/12/19)
 _____ 23, Terrell Gomez vs. CSUN (11/15/19)
 Field Goals Made _____ 9, Andre Fox at South Alabama (11/12/19)
 Field Goal Att. _____ 23, Terrell Gomez vs. CSUN (11/15/19)
 FG Pct. _____ .750 (3-4), David-Lee Jones Jr. vs. Georgia Southern (11/5/19)
 _____ .750 (3-4), Jimmy Bell Jr. vs. Saint Louis (12/14/19)
 3-Point FG Made _____ 5, Luke Frampton vs. Davidson (11/8/19)
 _____ 5, Terrell Gomez vs. CSUN (11/15/19)
 3-Point FG Att. _____ 11, Terrell Gomez vs. CSUN (11/15/19)
 3-Pt FG Pct. _____ .750 (3-4), Clay Mounce vs. Furman (12/5/19)
 _____ .750 (3-4), Jaylon Pugh vs. Furman (12/5/19)
 _____ .750 (3-4), C.J. Bryce vs. NC State (12/19/19)
 _____ .750 (3-4), Michael Buckland vs. Lipscomb (12/29/19)
 Free Throws Made _____ 7, Carter Collins vs. Davidson (11/8/19)
 Free Throw Att. _____ 10, Markell Johnson vs. NC State (12/19/19)
 FT Pct. _____ 1.000 (6-6), Elijah McCadden vs. Georgia Southern (11/5/19)
 Rebounds _____ 12, Jordan Goodwin vs. Saint Louis (12/14/19)
 _____ 11, Hasahn French vs. Saint Louis (12/14/19)
 _____ 11, C.J. Bryce vs. NC State (12/19/19)
 Assists _____ 10, Markell Johnson vs. NC State (12/19/19)
 Steals _____ 4, Carter Collins vs. Davidson (11/8/19)
 _____ 4, JJ Caldwell vs. New Mexico (11/25/19)
 _____ 4, Clay Mounce vs. Furman (12/5/19)
 Blocked Shots _____ 3, James Karnik vs. Lehigh (12/21/19)
 Turnovers _____ 6, Zane Martin vs. New Mexico (11/25/19)
 Fouls _____ 5 (9x), last Jordan Cohen vs. Lehigh (12/21/19)
 Minutes _____ 42, Alex Hunter vs. Furman (12/5/19)

THE LAST TIME - TEAM

Defeated a ranked team at home _____ vs. #5 Tennessee (3/9/19)
 Defeated a ranked team on the road _____ at #23 Tennessee (1/2/18)
 Defeated a ranked team at a neutral site _____ vs. #7 Kentucky (3/31/19)
 Defeated a top-10 team at home _____ vs. #5 Tennessee (3/9/19)
 Defeated a top-10 team on the road _____ at #8 Arkansas (1/23/93)
 Defeated a top-10 team at a neutral site _____ vs. #7 Kentucky (3/31/19)
 Won in overtime _____ vs. Furman, 81-78 (OT) (12/5/19)
 Lost in overtime _____ vs. Missouri (SECT), 86-83 (OT) (3/8/17)
 Won in double overtime _____ vs. Xavier, 89-88 (2OT) (12/20/14)
 Lost in double overtime _____ at Arkansas, 88-80 (2OT) (1/16/13)
 Played back-to-back overtime games _____ vs. Ole Miss, W 69-68 (2OT) (1/14/12)
 _____ at LSU, L 65-58 (OT) (1/17/12)
 Played at least three overtimes _____ vs. Georgia (SECT) (4OT) (3/1/79)
 Shot 70% for a half _____ 74.1% (20-27) vs. Arkansas-Pine Bluff (12/30/13)
 Shot 70% for a half (SEC) _____ 72.7% (16-22) at Ole Miss (2/22/03)
 Shot 60% for a game _____ 61.8% (42-68) vs. Winthrop (11/24/17)
 Shot 60% for a game (SEC) _____ 61.1% (33-54) at Arkansas (2/17/16)
 Shot less than 30% for game _____ 25.8% (17-66) vs. Clemson (3/18/18)
 Shot 100% from the FT line _____ 100% (6-6) vs. Long Beach State (12/23/11)
 Shot 60% from 3-point line _____ 65.4% (17-26) vs. Vanderbilt (2/3/18)
 Shot less than 30% in half _____ 26.9% (7-26) at Kentucky (2nd) (2/23/19)
 Shot less than 20% in half _____ 18.2% (6-33) vs. Clemson (1st) (3/18/18)
 Shot less than 10% in a half _____ 8.3% (2-24) vs. LSU (1st) (1/8/11)
 Attempted 50 free throws _____ 52 vs. Vanderbilt (2/6/54)
 Attempted 40 free throws _____ 42 vs. Alabama (1/21/17)
 Attempted 30 free throws in half _____ 30 vs. Georgia (2nd) (2/24/16)
 Made 30 free throws _____ 31 at Arkansas (2/27/18)
 Made 30 free throws (SEC) _____ 31 at Arkansas (2/27/18)
 Made at least 10 3-point field goals _____ 12 vs. Lipscomb (12/29/19)
 Failed to make 3-point field goal _____ vs. Kentucky (0-15) (1/19/13)
 Had at least 50 rebounds _____ 52 vs. CSUN (11/15/19)
 Had less than 20 rebounds _____ 17 vs. Florida (3/16/19)
 Had 25 assists _____ 27 vs. CSUN (11/15/19)
 Had at least 15 steals _____ 20 vs. North Florida (12/29/18)
 Had at least 10 blocks _____ 11 vs. CSUN (11/15/19)
 Had at least 15 blocks _____ 17 vs. Nicholls State (11/25/11)
 Had at least 25 lead changes _____ 27 at Arkansas (1/16/13)
 Scored 50 points in a half _____ 53 vs. Colgate (1st) (11/18/19)
 Scored 50 points in a half (SEC) _____ 50 at Georgia (1st) (2/27/19)
 Scored 60 points in a half _____ 66 (1st) vs. CSUN (11/15/19)
 Scored 60 points in a half (SEC) _____ 64 at Tennessee (2/15/06)
 Scored 70 points in a half _____ 72 vs. Northwestern State (2nd) (11/27/15)
 Scored 100 points _____ 116 vs. CSUN (11/15/19)
 Scored 100 points (SEC) _____ 102 vs. Alabama (2/13/99)
 Scored under 20 points in 1st half _____ 19 vs. Clemson (3/18/18)
 Scored under 20 points in 2nd half _____ 14 vs. Tulsa (11/24/14)
 Scored under 10 points in a half _____ 6 vs. LSU (1st) (1/8/11)
 Scored 35 or under points in a game _____ 35 vs. Tulsa (11/24/14)
 Scored under 50 points in game _____ 45 at Tennessee (2/9/16)
 Scored under 50 points in game (SEC) _____ 45 at Tennessee (2/9/16)

THE LAST TIME - INDIVIDUAL

Scored at least 30 points	Samir Doughty (33) vs. CSUN (11/15/19)
Scored at least 35 points	Toney Douglas (38) vs. Nicholls State (11/24/04)
Scored at least 40 points	Wesley Person (44) vs. UAB (12/16/93)
Had two players with at least 20 points	Bryce Brown (34) and Jared Harper (20) vs. Dayton (12/8/18)
Had three players with at least 20 points	KT Harrell (24), Tahj Shamsid-Deen (21) & Cinmeon Bowers (20) vs. Louisiana (11/21/14)
Had two players with 25 points	Bryce Brown (26) and Jared Harper (25) vs. Xavier (OT) (11/19/18)
Had two players with 25 points (SEC)	Chris Denson (30) & KT Harrell (26) vs. Mississippi State (2/14/14)
Scored 20 points in a half	Samir Doughty (22, 1st) vs. CSUN (11/15/19)
Scored 20 points in 1st half	Bryce Brown (20) at Texas A&M (1/16/19)
Scored 20 points in 2nd half	Bryce Brown (25) vs. Kentucky (1/19/19)
Scored 25 points in a half	Bryce Brown (25, 2nd) vs. Kentucky (1/19/19)
A player had back-to-back 20-point games	Samir Doughty (33) vs. CSUN (11/15/19); (20) vs. Colgate (11/18/19)
A player had back-to-back 25-point SEC games	Kareem Canty (26) vs. Kentucky (1/16/16); (25) vs. Alabama (1/19/16)
A player had three straight 25-point SEC games	Chris Denson (29) at LSU (2/8/14); (26) vs. Kentucky (2/12/14); (30) vs. Mississippi State (2/15/14)
A player had four straight 25-point SEC games	Chris Denson (25) at South Carolina (2/5/14); (29) at LSU (2/8/14); (26) vs. Kentucky (2/12/14); (30) vs. Mississippi State (2/15/14)
A player had five straight 25-point SEC games	Keenan Carpenter (44) vs. LSU (1/8/89); (28) vs. Mississippi State (2/11/89); (33) at Florida (2/15/89); (32) at Ole Miss (2/18/89); (29) vs. Kentucky (2/20/89)
Zero players scored in double figures	at Vanderbilt (1/7/12)
Only one player scored in double figures	Bryce Brown (18) at Tennessee (2/9/16)
Five players scored in double figures	Danjel Purifoy (17), Jamal Johnson (14), Isaac Okoro (14), Samir Doughty (11) and Austin Wiley (10) vs. Lipscomb (12/29/19)
Five players scored in double figures (SEC)	Jared Harper (22), Bryce Brown (15), Anfernee McLemore (15), Samir Doughty (11), Malik Dunbar (11) vs. Georgia (1/12/19)
All five starters scored in double figures	Samir Doughty (20), J'Von McCormick (14), Austin Wiley (13), Isaac Okoro (11), Danjel Purifoy (11) vs. Colgate (11/18/19)
Six players scored in double figures	Samir Doughty (33), Isaac Okoro (17), Danjel Purifoy (16), Devan Cambridge (10), Anfernee McLemore (10) and Austin Wiley (10) vs. CSUN (11/15/19)
Six players scored in double figures (SEC)	Desean Murray (16), Mustapha Heron (15), Bryce Brown (13), Anfernee McLemore (13), Jared Harper (12), Horace Spencer (12) vs. Ole Miss (1/9/18)
Had at least 15 rebounds	Austin Wiley (15) vs. Lehigh (12/21/19)
Had at least 15 rebounds (SEC)	Cinmeon Bowers (17) vs. Ole Miss (2/20/16)
Had at least 20 rebounds	Kelvin Ardister (20) vs. Tennessee (1/4/89)
Had at least 25 rebounds	Rex Frederick (25) at Ole Miss (1/6/58)
Had at least 20 pts & 20 reb	Kelvin Ardister (22 pts, 20 reb) vs. Tennessee (1/4/89)
Had two players with at least 10 rebounds	Anfernee McLemore (11) and Desean Murray (11) vs. Kentucky (2/14/18)
Had at least three players with 10 rebounds	Korvotney Barber (13), Quantez Robertson (10) and Lucas Hargrove (10) at Virginia (12/20/08)
Had a double-double	Austin Wiley (10 pts, 11 reb) vs. Lipscomb (12/29/19)
Had two straight double-doubles	Austin Wiley (14 pts, 15 reb) vs. Lehigh (11/18/19); (10 pts, 11 reb) vs. Lipscomb (11/25/19)
Had three straight double-doubles	Cinmeon Bowers (12 pts, 15 reb) vs. Vanderbilt (2/13/16); (14 pts, 10 reb) at Arkansas (2/17/16); (11 pts, 18 reb) vs. Ole Miss (2/20/16)
Had four straight double-doubles	Cinmeon Bowers (19 pts, 19 reb) vs. Middle Tennessee (12/12/15); (13 pts, 12 reb) vs. Mercer (12/15/15); (12 pts, 11 reb) at Xavier (12/19/15); (12 pts, 12 reb) vs. New Mexico (12/22/15)
Had five straight double-doubles	Jeff Moore (26 pts, 11 reb) vs. Ole Miss (3/2/88); (20 pts, 11 reb) at LSU (3/5/88); (22 pts, 11 reb) vs. Georgia (3/11/88); (13 pts, 13 reb) vs. Bradley (3/17/88); (22 pts, 11 reb) vs. Oklahoma (3/19/88)
Had two players with a double-double	Jared Harper (12 pts, 10 ast) and Austin Wiley (17 pts, 10 reb) vs. Murray State (12/22/18)
Had a double-double with points and assists	Jared Harper (12 pts, 10 ast) vs. Murry State (12/22/18)
Had a triple-double	Kenny Gabriel (24 pts, 13 reb, 10 blk) vs. Bethune-Cookman (1/2/12)
Had 10 assists	J'Von McCormick (16) vs. CSUN (11/15/19)
Had 15 assists	J'Von McCormick (16) vs. CSUN (11/15/19)
Had two players with at least five blocks	Rob Chubb (5) and Willy Kouassi (5) vs. Nicholls State (11/25/11)
Had 10 blocks	Kenny Gabriel (10) vs. Bethune-Cookman (1/2/12)
Had five steals	Chuma Okeke (5) vs. North Florida (12/29/18)
Had five steals (SEC)	Antoine Mason (5) at LSU (2/6/15)
Made 25 straight free throws	Danjel Purifoy (27) (11/23/16-12/18/16)
Hit buzzer-beater shot to win a game	T.J. Dunans vs. Mercer (3-pt FG, 76-74) (12/18/16)
Played more than 40 minutes	Isaac Okoro (43) and Samir Doughty (41) vs. Furman (OT) (12/5/19)

TEAM GAME-BY-GAME

[illegible]

O

TYRELL JONES

6-1 • 170

Fr. • G

Chicago, Ill.

(West Oaks Academy)



2019-20 (Freshman): Appeared in eight games off the bench ... pulled down a career-best six rebounds vs. CSUN ... totaled career-high three steals against CSUN.

HIGH SCHOOL AND PERSONAL: Labeled as a four-star by Rivals, 247Sports and ESPN ... selected as a top-100 player by 247Sports (No. 88) and ESPN (No. 92) ... also named to the Rivals 150 ... chosen as the No. 8 player in Florida by ESPN ... played at West Oaks Academy (Fla.) ... was a First Team All-State choice ... averaged 19.8 points and five assists per game as a senior ... averaged 17.2 points, 3.0 assists, 3.0 rebounds and 2.2 steals per game as a junior ... hit a school record 12 3-pointers to highlight a 40-point performance during the 2017-18 season ... played for Showtime Ballers in the adidas Uprising circuit ... son of Tashika Bryant and James Harris ... has three siblings: Andre Thomas, Michael Bryant and Devon Edwards ... goes by the nickname "Turbo" ... enrolled in the Harbert College of Business.

CAREER HIGHS

Points	3 vs. CSUN (11/15/19)
Rebounds	6 vs. CSUN (11/15/19)
Field Goals	1 (2x) last vs. Colgate (11/18/19)
Field Goals Att.	3 vs. CSUN (11/15/19)
3-Pt. Field Goals	-
3-Pt. Field Goals Att.	1 (3x) last vs. Lipscomb (12/29/19)
Free Throws	1 (2x) last vs. Lehigh (12/21/19)
Free Throws Att.	2 vs. Lehigh (12/21/19)
Assists	3 vs. CSUN (11/15/19)
Steals	3 vs. CSUN (11/15/19)
Blocks	-
Minutes	13 vs. CSUN (11/15/19)

2019-20 JONES GAME-BY-GAME

Opp.	Start	Min.	FG-A	3FG-A	FT-A	O-D-T	PF	A	TO	BLK	STL	PTS
GSU		1	0-0	0-0	0-0	0-0-0	0	0	1	0	1	0
Davidson		3	0-2	0-1	0-0	0-0-0	2	1	0	0	0	0
S. Alabama	-dnp-											
CSUN		13	1-3	0-1	1-1	3-3-6	0	3	2	0	3	3
Colgate		9	1-1	0-0	0-0	1-2-3	1	0	0	0	0	2
New Mexico		3	0-0	0-0	0-0	0-0-0	0	0	0	0	0	0
Richmond		2	0-1	0-0	0-0	0-0-0	0	0	0	0	0	0
Furman	-dnp-											
Saint Louis	-dnp-											
NC State	-dnp-											
Lehigh		1	0-0	0-0	1-2	0-1-1	0	0	0	0	0	1
Lipscomb		2	0-1	0-1	0-0	0-0-0	0	1	0	0	0	0
Miss. St.	-dnp-											
Vanderbilt												
Georgia												
Alabama												
Florida												
S. Carolina												
Iowa State												
Ole Miss												
Kentucky												
Arkansas												
LSU												
Alabama												
Missouri												
Georgia												
Tennessee												
Ole Miss												
Kentucky												
Texas A&M												
Tennessee												

JONES' MISCELLANEOUS STATS

	2019-20	Career
Games with 10+ Pts	0	0
Games with 20+ Pts	0	0
Games 5+ 3s	0	0
Games with 5+ Reb	1	1
Games with 10+ Reb	0	0
Games with 5+ Ast	0	0
Games with 10+ Ast	0	0
Games with 5+ Blk	0	0
Games with 5+ Stl	0	0
Double-Doubles	0	0

JONES' CAREER STATISTICS

Year	GP-GS	Min-Avg	FG-FGA	Pct	3FG-A	Pct	FT-FTA	Pct	Off-Def-Tot--Avg	PF-FO	Ast	TO	Blk	Stl	Pts	Avg
2019-20	8-0	32-4.0	2-8	.250	0-3	.000	2-3	.667	4-6-10--1.3	3-0	5	3	0	4	6	0.8
TOTAL	8-0	32-4.0	2-8	.250	0-3	.000	2-3	.667	4-6-10--1.3	3-0	5	3	0	4	6	0.8

1

JAMAL JOHNSON

6-4 • 195

R-So. • G

Birmingham, Ala.
(Memphis)

2019-20 (Sophomore): Appeared in all 13 games off the bench ... averaging the most minutes per game by a guard off the bench (13.5) ... team's best 3-point shooter at 42.9 percent (18-of-42) ... knocked down a 3 in nine games, including six of the last eight games ... scored season-best 14 points twice this season, at South Alabama and home against Lipscomb.

2018-19: Took a redshirt and has three seasons of eligibility remaining after transferring from Memphis.

BEFORE AUBURN: Averaged 6.9 points and 3.3 rebounds in 34 games for the Memphis Tigers ... started 27 contests ... buried 47 3-pointers, good for second on the team ... drained 70 percent of his attempts from the charity stripe ... racked up 22 steals and 16 blocks ... reached double figures 11 times, including his first career game against Alabama ... team was 9-2 when he scored 10-plus points ... tabbed American Athletic Conference Freshman of the Week (Dec. 11) earned American Athletic Conference All-Academic Team honors ... made first career start vs. Bryant (Dec. 9) where he scored 18 points on six makes from downtown to go along with four rebounds and three assists in 33 minutes ... matched his season-high of 18 points in road tilts at USF (Jan. 31) and UConn (Feb. 25) during American Athletic Conference play ... nailed the game-winning 3-point play to take down Samford (Dec. 5) as time expired.

HIGH SCHOOL AND PERSONAL: Tabbed as the No. 8 combo guard in the country by 247Sports ... ranked No. 111 by Rivals and No. 151 by 247Sports ... named First Team All-State by the Alabama Sports Writers Association ... averaged 24.8 points, 7.1 rebounds, and 2.7 assists per game during senior season ... as a junior, averaged 18.1 points, 7.1 rebounds and 4.3 assists per contest ... tabbed Second Team All-State following junior season and was named an Alabama Boys Basketball North All-Star with All-Academic Team ... was also selected to the All-Area and All-Metro Team ... played with the Atlanta Xpress in the Under Armour Association before teaming with Team Carroll in the Adidas Gauntlet Circuit ... son of Alfonso "Buck" and Felicia Johnson ... has two siblings: Alfonso III and Trey Johnson ... father, Buck, was the 20th overall pick in the 1986 NBA Draft and played seven seasons in the professional ranks with the Houston Rockets and Washington Bullets ... enrolled in the College of Liberal Arts.

JOHNSON'S MISCELLANEOUS STATS

	2017-18	2019-20	Career
Games with 10+ Pts	11	2	13
Games with 20+ Pts	0	0	0
Games 5+ 3s	1	0	1
Games with 5+ Reb	7	1	8
Games with 10+ Reb	0	0	0
Games with 5+ Ast	0	0	0
Games with 10+ Ast	0	0	0
Games with 5+ Blk	0	0	0
Games with 5+ Stl	0	0	0
Double-Doubles	0	0	0

BAM TESTING RESULTS

Vertical Jump	28"
Approach Vertical	34.5"
3/4 Court Sprint	3.223
Reaction Shuttle	3.192
Lane Agility Drill	11.363

CAREER HIGHS

Points	18 (3x) last at UConn (2/25/18)
Rebounds	8 (2x) last at UConn (2/25/18)
Field Goals	6 vs. Bryant (12/9/17)
Field Goals Att.	13 vs. Mercer (12/2/17)
3-Pt. Field Goals	6 vs. Bryant (12/9/17)
3-Pt. Field Goals Att.	11 vs. Bryant (12/9/17)
Free Throws	6 (2x) last at UConn (2/25/18)
Free Throws Att.	8 (2x) last at UConn (2/25/18)
Assists	3 (3x) last vs. Houston (2/22/18)
Steals	2 (8x) last at Mississippi State (1/4/19)
Blocks	3 vs. Tulsa (1/6/18)
Minutes	40 vs. Cincinnati (3/10/18)

2019-20 JOHNSON GAME-BY-GAME

Opp.	Start	Min.	FG-A	3FG-A	FT-A	O-D-T	PF	A	TO	BLK	STL	PTS
GSU		12	1-5	1-3	5-6	2-3-5	0	0	0	0	0	8
Davidson		8	0-0	0-0	1-2	0-1-1	3	1	0	0	0	1
S. Alabama		18	4-6	4-5	2-2	0-1-1	2	0	0	0	0	14
CSUN		15	2-4	2-4	2-2	1-2-3	1	0	0	0	0	8
Colgate		13	0-0	0-0	0-0	0-1-1	1	1	0	0	1	0
New Mexico		13	2-8	2-6	0-0	2-2-4	0	2	0	0	2	6
Richmond		16	2-3	1-2	0-0	1-2-3	2	1	0	0	0	5
Furman		11	1-3	1-3	0-0	0-0-0	0	0	2	0	0	3
Saint Louis		16	1-4	1-4	0-0	0-0-0	4	1	0	0	0	3
NC State		17	2-4	2-4	2-3	0-0-0	1	0	1	0	1	8
Lehigh		15	0-4	0-4	1-2	0-1-1	0	2	2	0	1	1
Lipscomb		18	5-7	4-6	0-0	0-3-3	0	1	0	0	0	14
Miss. St.		9	0-2	0-1	0-0	1-0-1	2	0	1	0	2	0
Vanderbilt												
Georgia												
Alabama												
Florida												
S. Carolina												
Iowa State												
Ole Miss												
Kentucky												
Arkansas												
LSU												
Alabama												
Missouri												
Georgia												
Tennessee												
Ole Miss												
Kentucky												
Texas A&M												
Tennessee												

JOHNSON'S CAREER STATISTICS

Year	GP-GS	Min-Avg	FG-FGA	Pct	3FG-A	Pct	FT-FTA	Pct	Off-Def-Tot--Avg	PF-FO	Ast	TO	Blk	Stl	Pts	Avg
2017-18*	34-27	901-26.5	70-200	.350	47-141	.333	46-66	.697	25-86-111--3.3	65-0	35	32	16	22	233	6.9
2019-20	13-0	176-13.5	20-50	.400	18-42	.429	13-17	.765	7-16-23--1.8	16-0	8	7	0	7	71	5.5
TOTAL	47-27	1077-22.9	90-250	.360	65-183	.355	59-83	.711	32-102-134--2.9	81-0	43	39	16	29	304	6.5

2

JAYLIN WILLIAMS

6-7 • 230

Fr. • F

Nahunta, Ga.
(Brantley County)

2019-20 (Freshman): Appeared in six games off the bench ... made all three free throw attempts of season against Colgate ... recorded first career block in first career game vs. Colgate ... added two points with a dunk against Lipscomb.

HIGH SCHOOL AND PERSONAL DATA: Labeled as a four-star by both Rivals and 247Sports ... tabbed as the No. 109 prospect nationally by Rivals and No. 120 by 247Sports ... selected as the No. 4 player in the state of Georgia by 247Sports ... played for Brantley County High School where he was a First Team All-State selection as a junior and a senior ... averaged 25 points and 14 rebounds per game ... also played football as a wide receiver ... played for Game Elite on the adidas circuit, averaging 11.9 points, 4.9 rebounds and 1.9 assists while shooting 63 percent from the floor ... produced stat lines of 31 points, 14 assists and 11 rebounds, as well as 27 points, 13 rebounds and four blocks for Game Elite ... son of Shantel Williams ... is an only child ... enrolled in the College of Education.

BAM TESTING RESULTS

Vertical Jump	29.5"
Approach Vertical	37"
3/4 Court Sprint	3.295
Reaction Shuttle	3.502
Lane Agility Drill	12.034

CAREER HIGHS

Points	5 vs. Colgate (11/18/19)
Rebounds	1 (4x) last vs. Lipscomb (12/29/19)
Field Goals	1 (3x) last vs. Lipscomb (12/29/19)
Field Goals Att.	3 vs. New Mexico (11/25/19)
3-Pt. Field Goals	-
3-Pt. Field Goals Att.	1 vs. New Mexico (11/25/19)
Free Throws	3 vs. Colgate (11/18/19)
Free Throws Att.	3 vs. Colgate (11/18/19)
Assists	-
Steals	-
Blocks	1 vs. CSUN (11/15/19)
Minutes	5 vs. CSUN (11/15/19)

2019-20 WILLIAMS GAME-BY-GAME

Opp.	Start	Min.	FG-A	3FG-A	FT-A	O-D-T	PF	A	TO	BLK	STL	PTS
GSU	-	dnp-										
Davidson	-	dnp-										
S. Alabama	-	dnp-										
CSUN		5	0-1	0-0	0-0	0-1-1	0	0	0	1	0	0
Colgate		4	1-1	0-0	3-3	0-0-0	2	0	0	0	0	5
New Mexico		3	1-3	0-1	0-0	1-0-1	0	0	0	0	0	2
Richmond		2	0-0	0-0	0-0	0-0-0	0	0	0	0	0	0
Furman	-	dnp-										
Saint Louis	-	dnp-										
NC State	-	dnp-										
Lehigh		1	0-0	0-0	0-0	0-1-1	0	0	0	0	0	0
Lipscomb		2	1-1	0-0	0-0	0-1-1	0	0	0	0	0	2
Miss. St.	-	dnp-										
Vanderbilt												
Georgia												
Alabama												
Florida												
S. Carolina												
Iowa State												
Ole Miss												
Kentucky												
Arkansas												
LSU												
Alabama												
Missouri												
Georgia												
Tennessee												
Ole Miss												
Kentucky												
Texas A&M												
Tennessee												

WILLIAMS' MISCELLANEOUS STATS

	2019-20	Career
Games with 10+ Pts	0	0
Games with 20+ Pts	0	0
Games 5+ 3s	0	0
Games with 5+ Reb	0	0
Games with 10+ Reb	0	0
Games with 5+ Ast	0	0
Games with 10+ Ast	0	0
Games with 5+ Blk	0	0
Games with 5+ Stl	0	0
Double-Doubles	0	0

WILLIAMS' CAREER STATISTICS

Year	GP-GS	Min-Avg	FG-FGA	Pct	3FG-A	Pct	FT-FTA	Pct	Off-Def-Tot--Avg	PF-FO	Ast	TO	Blk	Stl	Pts	Avg
2019-20	6-0	15-2.5	3-6	.500	0-1	.000	3-3	1.000	1-3-4--0.7	2-0	0	0	1	0	9	1.5
TOTAL	6-0	15-2.5	3-6	.500	0-1	.000	3-3	1.000	1-3-4--0.7	2-0	0	0	1	0	9	1.5

3

DANJEL PURIFOY

6-7 • 230

Sr. • F

Centreville, Ala.

(Hargrave Military Academy)



2019-20 (Senior): Returned to regular starting lineup after touting 25 starts as a freshman ... team's second-best rebounder with 68 total boards, which includes 48 on the defensive glass ... pulled down at least five rebounds in eight games ... team's fifth-best scorer at 9.6 points per game ... reached double figures seven times, fourth-most on the team ... averaging 14.0 points and 8.5 rebounds and shooting 50 percent from 3 (6-of-12) over the last two games ... made three-plus 3s four times in the first five games and six times overall ... knocked down 22 3s, second-most on the squad.

HIGH SCHOOL AND PERSONAL DATA: Four-star small forward by ESPN, Rivals, Scout and 247Sports ... ranked ninth among all small forwards and 48th overall by 247Sports ... ranked as the nation's No. 12 small forward and the top player in Alabama by 247 Sports ... averaged 25 points, 11 rebounds, five blocks and 20 deflections a game at Hargrave Military Academy under coach A.W. Hamilton in 2014-15 ... averaged 17.7 points and 6.1 rebounds per game at Bibb County as a junior ... full name is Danjel Kevon Purifoy ... son of Waukesha Evans ... enrolled in the College of Liberal Arts ... signed national letter of intent on Nov. 12, 2014.

PURIFOY'S MISCELLANEOUS STATS

	2016-17	2017-18	2018-19	2019-20	Career
Games with 10+ Pts	17	0	2	7	26
Games with 20+ Pts	3	0	0	0	3
Games 5+ 3s	1	0	0	0	1
Games with 5+ Reb	12	0	3	8	23
Games with 10+ Reb	1	0	0	0	1
Games with 5+ Ast	2	0	0	0	2
Games with 10+ Ast	0	0	0	0	0
Games with 5+ Blk	0	0	0	0	0
Games with 5+ Stl	0	0	0	0	0
Double-Doubles	0	0	0	0	0

BAM TESTING RESULTS

Vertical Jump	28.5"
Approach Vertical	38.5"
3/4 Court Sprint	3.324
Reaction Shuttle	3.226
Lane Agility Drill	11.544

CAREER HIGHS

Points	27 (2x) last vs. Boston College (12/12/16)
Rebounds	15 at UConn (12/23/16)
Field Goals	9 vs. Coastal Carolina (12/15/16)
Field Goals Att.	14 (2x) last vs. Coastal Carolina (12/15/16)
3-Pt. Field Goals	5 vs. Coastal Carolina (12/15/16)
3-Pt. Field Goals Att.	10 vs. Coastal Carolina (12/15/16)
Free Throws	8 vs. Georgia State (11/14/16)
Free Throws Att.	10 vs. Georgia State (11/14/16)
Assists	9 vs. USC Upstate (11/29/16)
Blocks	1 (9x) last vs. Lipscomb (12/29/19)
Steals	3 (6x) last at Texas A&M (2/18/17)
Minutes	39 vs. Missouri (3/8/17)

2019-20 PURIFOY GAME-BY-GAME

Opp.	Start	Min.	FG-A	3FG-A	FT-A	O-D-T	PF	A	TO	BLK	STL	PTS
GSU	*	33	4-9	3-7	2-2	2-3-5	1	1	1	1	0	13
Davidson	*	32	5-10	3-8	1-2	1-5-6	2	2	4	0	1	14
S. Alabama	*	26	1-6	0-3	0-0	1-3-4	0	0	1	0	1	2
CSUN	*	23	6-10	4-7	0-1	0-3-3	1	3	0	0	1	16
Colgate	*	25	4-6	3-4	0-0	1-2-3	2	1	1	1	0	11
New Mexico*	32	3-11	1-9	1-2	1-4-5	2	3	0	1	2	8	
Richmond	*	32	3-7	1-3	6-7	2-7-9	1	0	2	0	1	13
Furman	*	28	2-9	1-6	1-2	0-2-2	2	3	2	1	1	6
Saint Louis	*	19	1-2	0-0	0-0	0-5-5	2	2	0	1	0	2
NC State	*	27	2-6	0-2	1-2	3-4-7	2	2	1	0	0	5
Lehigh	*	30	1-7	0-5	5-6	0-2-2	1	2	1	0	1	7
Lipscomb	*	24	5-9	3-5	4-4	6-3-9	3	1	2	1	0	17
Miss. St.	*	29	4-10	3-7	0-0	3-5-8	2	2	0	0	1	11
Vanderbilt												
Georgia												
Alabama												
Florida												
S. Carolina												
Iowa State												
Ole Miss												
Kentucky												
Arkansas												
LSU												
Alabama												
Missouri												
Georgia												
Tennessee												
Ole Miss												
Kentucky												
Texas A&M												
Tennessee												

PURIFOY'S CAREER STATISTICS

Year	GP-GS	Min-Avg	FG-FGA	Pct	3FG-A	Pct	FT-FTA	Pct	Off-Def-Tot--Avg	PF-FO	Ast	TO	Blk	Stl	Pts	Avg
2016-17	29-25	831-28.7	97-244	.398	59-160	.369	80-91	.879	28-108-136--4.7	65-0	51	45	5	41	333	11.5
2018-19	28-1	344-12.3	37-91	.407	20-56	.357	9-13	.692	17-42-59--2.1	32-0	17	9	1	17	103	3.7
2019-20	13-13	351-27.0	41-102	.402	22-66	.333	21-28	.750	20-48-68--5.2	21-0	20	16	6	9	125	9.6
TOTAL	70-39	1526-21.8	175-437	.400	101-282	.358	110-132	.833	65-198-263--3.8	118-0	88	70	12	67	561	8.0

4

JAVON FRANKLIN

6-7 • 218

R-So. • F

Little Rock, Ark.
(Holmes CC)

2019-20 (Sophomore): Appeared in four games off the bench ... still working back from serious leg injury suffered in final season of JUCO.

BEFORE AUBURN: Played one season at Holmes CC (Miss.) ... averaged 10.8 points and 8.2 rebounds as a freshman ... suffered season-ending leg injury one game into his sophomore season ... finished 19th in the country with a 63.2 field goal percentage in 2017-18 ... 15th in the NJCAA with 72 blocks ... reached double figures in scoring 16 times and nine times in rebounds, while totaling seven double-doubles.

HIGH SCHOOL AND PERSONAL DATA: Labeled as a three-star by both Rivals and 247Sports ... chosen as the No. 23 JUCO player in the country by 247Sports ... also the No. 1 JUCO player from Arkansas ... attended Parkview Magnet High School where he averaged 16.0 points, 8.7 rebounds, 2.1 blocks, 1.9 assists and 1.8 steals as a senior in 2016-17 ... led team to 28-6 record and was named the 2017 Full Court Award Player of the Year ... tabbed the 6A McDonald's Arkansas Player of the Year and the state championship MVP ... son of Gavonna Washington ... enrolled in the College of Liberal Arts.

CAREER HIGHS

Points	-
Rebounds	-
Field Goals	-
Field Goals Att.	-
3-Pt. Field Goals	-
3-Pt. Field Goals Att.	-
Free Throws	-
Free Throws Att.	-
Assists	-
Steals	-
Blocks	-
Minutes	2 (3x) last vs. Lipscomb (12/29/19)

2019-20 FRANKLIN GAME-BY-GAME

Opp.	Start	Min.	FG-A	3FG-A	FT-A	O-D-T	PF	A	TO	BLK	STL	PTS
GSU	-dnp-											
Davidson	-dnp-											
S. Alabama	-dnp-											
CSUN		2	0-0	0-0	0-0	0-0-0	0	0	0	0	0	0
Colgate	-dnp-											
New Mexico		2	0-0	0-0	0-0	0-0-0	0	0	1	0	0	0
Richmond	-dnp-											
Furman	-dnp-											
Saint Louis	-dnp-											
NC State	-dnp-											
Lehigh		1	0-0	0-0	0-0	0-0-0	0	0	0	0	0	0
Lipscomb		2	0-0	0-0	0-0	0-0-0	0	0	0	0	0	0
Miss. St.	-dnp-											
Vanderbilt												
Georgia												
Alabama												
Florida												
S. Carolina												
Iowa State												
Ole Miss												
Kentucky												
Arkansas												
LSU												
Alabama												
Missouri												
Georgia												
Tennessee												
Ole Miss												
Kentucky												
Texas A&M												
Tennessee												

FRANKLIN'S MISCELLANEOUS STATS

	2019-20	Career
Games with 10+ Pts	0	0
Games with 20+ Pts	0	0
Games 5+ 3s	0	0
Games with 5+ Reb	0	0
Games with 10+ Reb	0	0
Games with 5+ Ast	0	0
Games with 10+ Ast	0	0
Games with 5+ Blk	0	0
Games with 5+ Stl	0	0
Double-Doubles	0	0

FRANKLIN'S CAREER STATISTICS

Year	GP-GS	Min-Avg	FG-FGA	Pct	3FG-A	Pct	FT-FTA	Pct	Off-Def-Tot--Avg	PF-FO	Ast	TO	Blk	Stl	Pts	Avg
2019-20	4-0	4-1.0	0-0	.000	0-0	.000	0-0	.000	0-0-0--0.0	0-0	0	1	0	0	0	0.0
TOTAL	4-0	4-1.0	0-0	.000	0-0	.000	0-0	.000	0-0-0--0.0	0-0	0	1	0	0	0	0.0

5

J'VON McCORMICK

6-0 • 185

Sr. • G

New Orleans, La.
(Lee College)

2019-20 (Senior): Taken over as floor general for team ... leads the SEC and is 39th in country with 2.48 assist-to-turnover ratio ... fourth in the SEC and 39th in the country with 5.5 assists per game ... racked up five-plus assists six times ... broke program record with 16 assists against CSUN ... in same game, had only one turnover ... previous record of 15 was previously held by Eddie Johnson vs. LSU on Jan. 3, 1976 ... 16-assist performance tied for the ninth-most in SEC single-game history and are the most by any player in the league since Phil Pressley (Missouri) had 19 dimes in 2013 ... averaging 17.6 points, 3.8 rebounds and 4.2 assists and shooting 50 percent from the floor over the last five games ... named SEC Player of the Week, the first of his career, on Jan. 6 after scoring a career-high 28 points in SEC opener at Mississippi State ... second game this season with 20 or more points ... fourth on team in rebounding at 4.2 boards per game ... has a steal in 10 straight games.

BEFORE AUBURN: Played two seasons at Lee College (Texas) ... averaged 18.5 points, 6.4 assists and 5.3 rebounds in 28 games for the Runnin' Rebels as a sophomore ... started all 28 games ... was the third-highest scorer in the Region XIV Athletic Conference ... had 180 assists - the third-most in the region ... also added 44 steals ... knocked down 127 free throws ... averaged 4.9 points, 2.1 assists and 2.0 rebounds in 31 games for the Runnin' Rebels as a freshman ... started seven games ... totaled 62 rebounds, including 23 offensive ... racked up 64 assists and contributed 39 steals.

HIGH SCHOOL AND PERSONAL DATA: Known for quickness and ability to create off the bounce ... fast guard to push the tempo and guard opposing team's primary ball-handlers ... scored over 2,000 points for Mayde Creek High School (Texas) ... earned the 2016 19-6A Offensive MVP ... was a member of the all-conference team ... earned the newcomer of the year award as a freshman ... played for coach Darius Barnes Jr. and C.O.G Elite ... also played for coach Tim Schumacher and Houston Hoops ... son of Carl McCormick ... has two brothers, Brad and Troy ... enrolled in the Harbert College of Business.

McCORMICK'S MISCELLANEOUS STATS

	2018-19	2019-20	Career
Games with 10+ Pts	4	6	10
Games with 20+ Pts	0	2	2
Games 5+ 3s	0	0	0
Games with 5+ Reb	0	4	4
Games with 10+ Reb	0	0	0
Games with 5+ Ast	0	6	6
Games with 10+ Ast	0	1	1
Games with 5+ Blk	0	0	0
Games with 5+ Stl	0	0	0
Double-Doubles	0	0	0

BAM TESTING RESULTS

Vertical Jump	35"
Approach Vertical	43.5"
3/4 Court Sprint	2.997
Reaction Shuttle	2.922
Lane Agility Drill	10.581

CAREER HIGHS

Points	28 at Mississippi State (1/4/19)
Rebounds	7 vs. Saint Louis (12/14/19)
Field Goals	9 at Mississippi State (1/4/19)
Field Goals Att.	17 at Mississippi State (1/4/19)
3-Pt. Field Goals	4 (2x) last vs. Lehigh (12/21/19)
3-Pt. Field Goals Att.	8 vs. Saint Louis (12/14/19)
Free Throws	8 at Mississippi State (1/4/19)
Free Throws Att.	11 at Mississippi State (1/4/19)
Assists	16 vs. CSUN (11/15/19)
Blocks	1 (3x) last at South Alabama (11/12/19)
Steals	3 (5x) vs. CSUN (11/15/19)
Minutes	39 vs. Furman (12/5/19)

2019-20 McCORMICK GAME-BY-GAME

Opp.	Start	Min.	FG-A	3FG-A	FT-A	O-D-T	PF	A	TO	BLK	STL	PTS
GSU	*	30	4-10	0-4	1-3	2-1-3	4	4	5	0	0	9
Davidson	*	33	5-12	0-4	1-3	1-4-5	2	5	0	0	0	11
S. Alabama	*	32	3-9	3-7	0-3	1-3-4	2	2	4	1	0	9
CSUN	*	22	1-3	0-2	0-0	0-4-4	1	16	1	0	3	2
Colgate	*	27	6-12	2-5	0-0	0-3-3	1	8	2	0	2	14
New Mexico*		27	3-14	1-4	0-0	1-5-6	2	6	2	0	2	7
Richmond	*	30	2-9	1-3	2-2	1-5-6	1	6	4	0	2	7
Furman	*	39	4-11	1-2	0-2	1-3-4	3	4	0	0	1	9
Saint Louis	*	32	7-14	4-8	2-8	3-4-7	0	6	1	0	1	20
NC State	*	31	5-12	0-2	4-6	2-2-4	3	3	3	0	1	14
Lehigh	*	29	7-12	4-7	0-0	1-1-2	2	4	0	0	1	18
Lipscomb	*	28	3-7	2-6	0-0	0-2-2	2	4	2	0	1	8
Miss. St.	*	32	9-17	2-6	8-11	3-1-4	1	4	5	0	2	28
Vanderbilt												
Georgia												
Alabama												
Florida												
S. Carolina												
Iowa State												
Ole Miss												
Kentucky												
Arkansas												
LSU												
Alabama												
Missouri												
Georgia												
Tennessee												
Ole Miss												
Kentucky												
Texas A&M												
Tennessee												

McCORMICK'S CAREER STATISTICS

Year	GP-GS	Min-Avg	FG-FGA	Pct	3FG-A	Pct	FT-FTA	Pct	Off-Def-Tot--Avg	PF-FO	Ast	TO	Blk	Stl	Pts	Avg
2018-19	39-0	472-12.1	63-120	.525	10-20	.500	24-39	.615	15-22-37--0.9	37-0	53	29	3	31	160	4.1
2019-20	13-13	387-29.8	59-142	.415	20-60	.333	18-38	.474	16-38-54--4.2	24-0	72	29	1	16	156	11.9
TOTAL	52-13	859-16.5	122-262	.466	30-80	.375	42-77	.545	31-60-91--1.8	61-0	125	58	4	47	316	6.1

10

SAMIR DOUGHTY

6-4 • 195

Sr. • G

Philadelphia, Pa.
(VCU)

2019-20 (Senior): Taken over as team's primary scoring option after being the fourth or fifth option a season ago ... arguably the most improved played in the SEC ... leads team and eighth in the SEC in scoring at 16.3 points per game ... has five 20-point games in the first 13 games after entering the season with just two in 75 career games ... third in the SEC in free throws attempted (74) and fourth in free throws made (57) ... team's best free throw shooter at 77 percent (57-of-74) ... scored in double figures a team-best 11 times ... secured second career double-double with 10 points and 10 rebounds at South Alabama ... had career performance with 33 points on 10-of-15 from the floor with eight rebounds and three dimes vs. CSUN ... produced crossover, step-back 3-pointer against Colgate that sent his defender flying and earned him the No. 1 spot on the Sportscenter Top 10 for Nov. 18 ... named to the Legends Classic All-Tournament Team after scoring 19 points against New Mexico and 22 vs. Richmond, both team-highs.

BEFORE AUBURN: Averaged 9.0 points, 3.6 rebounds, 2.1 assists and 0.9 steals in 23.1 minutes per game ... played in 35 games, starting 15 as VCU reached the NCAA Tournament, losing to Saint Mary's in the first round ... was the Rams' fourth-leading scorer ... averaged the most points by a VCU freshman since Shawn Hampton in 1998-99 ... shot 40.9 percent from the floor, 28.4 percent from 3-point range and 76.6 percent from the foul line ... shot 34.5 percent (19-of-55) from 3-point range for the final 21 games of the season since Jan. 4 after opening the year 4-of-26 from behind the arc ... career-high 23 points with nine assists and seven rebounds at Duquesne ... just missed a triple-double with 10 points, 10 assists and eight rebounds vs. Saint Joseph's ... 17 points in the Atlantic 10 Conference Tournament vs. Richmond ... 9 points vs. Saint Mary's in the NCAA Tournament ... went 4-0 as VCU toured Spain from Aug. 12-22 in Madrid, Toledo, Valencia and Barcelona ... redshirted first year at VCU ... originally signed with St. John's.

HIGH SCHOOL AND PERSONAL DATA: Averaged 24.9 points, 9.7 rebounds, 4.1 assists and 2.7 steals per game while shooting 59 percent from 2-point range as a senior at Mathematics, Civics & Science Charter in Philadelphia, Pa. ... ranked as the 35th-best point guard nationally by 247 Sports, including sixth-best in Pennsylvania, as a senior ... three-star recruit ... enrolled in College of Liberal Arts.

DOUGHTY'S MISCELLANEOUS STATS

	2016-17	2018-19	2019-20	Career
Games with 10+ Pts	15	10	11	36
Games with 20+ Pts	1	1	5	7
Games 5+ 3s	0	0	2	2
Games with 5+ Reb	9	13	5	27
Games with 10+ Reb	0	1	1	2
Games with 5+ Ast	4	2	0	6
Games with 10+ Ast	1	0	0	1
Games with 5+ Blk	0	0	0	0
Games with 5+ Stl	0	0	0	0
Double-Doubles	1	0	1	2

BAM TESTING RESULTS

Vertical Jump	30.5"
Approach Vertical	36"
3/4 Court Sprint	3.215
Reaction Shuttle	3.333
Lane Agility Drill	11.607

CAREER HIGHS

Points	33 vs. CSUN (11/15/19)
Rebounds	10 (2x) last at South Alabama (11/12/19)
Field Goals	10 vs. CSUN (11/15/19)
Field Goals Att.	16 vs. Richmond (11/26/19)
3-Pt. Field Goals	6 vs. CSUN (11/15/19)
3-Pt. Field Goals Att.	9 (2x) last vs. New Mexico (11/25/19)
Free Throws	9 vs. NC State (12/19/19)
Free Throws Att.	12 vs. NC State (12/19/19)
Assists	10 vs. St. Joseph's (2/14/17)
Blocks	1 (8x) last at Mississippi State (1/4/19)
Steals	4 (4x) last vs. NC State (12/19/19)
Minutes	42 vs. Furman (12/5/19)

2019-20 DOUGHTY GAME-BY-GAME

Opp.	Start	Min.	FG-A	3FG-A	FT-A	O-D-T	PF	A	TO	BLK	STL	PTS
GSU	*	33	6-10	1-3	7-9	0-5-5	3	3	3	0	4	20
Davidson	*	34	3-10	0-5	5-6	2-3-5	3	3	4	0	1	11
S. Alabama	*	32	3-5	1-2	3-3	3-7-10	3	2	3	0	0	10
CSUN	*	24	10-15	6-8	7-7	2-6-8	0	3	0	1	0	33
Colgate	*	27	7-13	4-9	2-3	1-2-3	2	2	1	1	1	20
New Mexico*		32	6-12	5-9	2-5	1-1-2	2	2	3	0	3	19
Richmond	*	35	7-16	2-6	6-8	1-0-1	0	3	0	0	1	22
Furman	*	42	5-12	0-7	3-5	0-1-1	0	1	6	1	0	13
Saint Louis	*	32	1-6	1-4	5-6	0-3-3	1	0	0	0	1	8
NC State	*	32	6-12	3-5	9-12	0-2-2	2	4	5	1	4	24
Lehigh	*	32	2-8	1-5	1-2	1-1-2	3	4	0	0	1	6
Lipscomb	*	33	5-13	1-7	0-0	0-2-2	2	7	4	0	0	11
Miss. St.	*	35	4-12	0-4	7-8	1-7-8	3	0	2	1	2	15
Vanderbilt												
Georgia												
Alabama												
Florida												
S. Carolina												
Iowa State												
Ole Miss												
Kentucky												
Arkansas												
LSU												
Alabama												
Missouri												
Georgia												
Tennessee												
Ole Miss												
Kentucky												
Texas A&M												
Tennessee												

DOUGHTY'S CAREER STATISTICS

Year	GP-GS	Min-Avg	FG-FGA	Pct	3FG-A	Pct	FT-FTA	Pct	Off-Def-Tot--Avg	PF-FO	Ast	TO	Blk	Stl	Pts	Avg
2016-17*	35-15	809-23.1	103-252	.409	23-81	.284	85-111	.766	29-98-127--3.6	76-3	75	66	2	33	314	9.0
2018-19	40-27	969-24.2	98-214	.458	45-106	.425	51-65	.785	42-96-138--3.5	87-1	67	55	3	54	292	7.3
2019-20	13-13	415-31.9	65-144	.451	25-74	.338	57-74	.770	12-40-52--4.0	24-0	34	31	4	21	212	16.3
TOTAL	88-55	2193-24.9	266-610	.436	93-261	.356	193-250	.772	83-234-317--3.6	187-4	176	152	9	108	818	9.3

13

BABATUNDE AKINGBOLA

6-10 • 236

Fr. • C

Ogun, Nigeria
(McEachern)

2019-20 (Freshman): Appeared in eight games off the bench ... blocked a pair of shots in the first minute his career minute at South Alabama ... pulled down a pair of rebounds in five minutes of action vs. New Mexico ... scored his first career points with a dunk against Lipscomb.

HIGH SCHOOL AND PERSONAL DATA: Labeled as a four-star by Rivals and a three-star by 247Sports and ESPN ... tabbed as the No. 15 player in Georgia by 247Sports and ESPN ... played at McEachern High School ... was a two-time all-state selection ... team made the Final Four ... averaged 6.0 points, 6.1 rebounds, 3.0 blocks and 1.1 assists per game ... competed with Athletes of Tomorrow on the Nike EYBL circuit ... had 70 rebounds to go along with 27 blocks and shot 56 percent from the floor in 10 games for AOT during Nike 17U circuit ... led team to third-place finish at the 45th annual City of Palms Classic ... son of Akintayo and Temitayo Akingbola ... has four sisters: Yinka, Laide, Kemi and Lola ... goes by the nickname "Stretch" ... enrolled in the Harbert College of Business.

BAM TESTING RESULTS

Vertical Jump	27.5"
Approach Vertical	31.5"
3/4 Court Sprint	3.650
Reaction Shuttle	3.229
Lane Agility Drill	12.669

CAREER HIGHS

Points	2 vs. Lipscomb (12/29/19)
Rebounds	2 vs. New Mexico (11/25/19)
Field Goals	1 vs. Lipscomb (12/29/19)
Field Goals Att.	1 (3x) last vs. Lipscomb (12/29/19)
3-Pt. Field Goals	-
3-Pt. Field Goals Att.	-
Free Throws	-
Free Throws Att.	-
Assists	1 (2x) last vs. Lipscomb (12/29/19)
Steals	-
Blocks	2 (2x) last vs. New Mexico (11/25/19)
Minutes	5 (2x) last vs. New Mexico (11/25/19)

2019-20 AKINGBOLA GAME-BY-GAME

Opp.	Start	Min.	FG-A	3FG-A	FT-A	O-D-T	PF	A	TO	BLK	STL	PTS
GSU	-dnp-											
Davidson	-dnp-											
S. Alabama	4	0-1	0-0	0-0	0-0	1-0-1	0	1	0	2	0	0
CSUN	5	0-1	0-0	0-0	0-0	0-1-1	3	0	1	0	0	0
Colgate	2	0-0	0-0	0-0	0-0-0	0	0	0	0	0	0	0
New Mexico	5	0-0	0-0	0-0	0-2-2	0	0	0	2	0	0	0
Richmond	2	0-0	0-0	0-0	0-0-0	0	0	0	0	0	0	0
Furman	-dnp-											
Saint Louis	1	0-0	0-0	0-0	0-0-0	1	0	0	0	0	0	0
NC State	-dnp-											
Lehigh	1	0-0	0-0	0-0	0-0-0	0	0	0	0	0	0	0
Lipscomb	2	1-1	0-0	0-0	0-0-0	1	1	0	0	0	2	2
Miss. St.	-dnp-											
Vanderbilt												
Georgia												
Alabama												
Florida												
S. Carolina												
Iowa State												
Ole Miss												
Kentucky												
Arkansas												
LSU												
Alabama												
Missouri												
Georgia												
Tennessee												
Ole Miss												
Kentucky												
Texas A&M												
Tennessee												

AKINGBOLA'S MISCELLANEOUS STATS

	2019-20	Career
Games with 10+ Pts	0	0
Games with 20+ Pts	0	0
Games 5+ 3s	0	0
Games with 5+ Reb	0	0
Games with 10+ Reb	0	0
Games with 5+ Ast	0	0
Games with 10+ Ast	0	0
Games with 5+ Blk	0	0
Games with 5+ Stl	0	0
Double-Doubles	0	0

AKINGBOLA'S CAREER STATISTICS

Year	GP-GS	Min-Avg	FG-FGA	Pct	3FG-A	Pct	FT-FTA	Pct	Off-Def-Tot--Avg	PF-FO	Ast	TO	Blk	Stl	Pts	Avg
2019-20	8-0	19-2.4	1-3	.333	0-0	.000	0-0	.000	1-3-4--0.5	5-0	2	1	4	0	2	0.3
TOTAL	8-0	19-2.4	1-3	.333	0-0	.000	0-0	.000	1-3-4--0.5	5-0	2	1	4	0	2	0.3

22

ALLEN FLANIGAN

6-5 • 200

Fr. • G

Little Rock, Ark.
(Parkview Magnet)

2019-20 (Freshman): Appeared in all 13 games off the bench ... third-best rebounding guard on the team at 2.2 boards per contest ... pulled down at least three rebounds five times, all within the last 10 games ... was a perfect 4-for-4 and scored a career-high eight points in 12 minutes vs. Furman ... saw extended action against NC State.

HIGH SCHOOL AND PERSONAL DATA: Labeled as a four-star by ESPN and a three-star by Rivals and 247Sports ... selected as the No. 1 player in Arkansas by ESPN and No. 3 by 247Sports ... attended Parkview Magnet High School where he played for his grandfather and local legend Alfred Flanigan ... won two state championships ... named the 5A Gatorade Arkansas Player of the Year ... also chosen as the district's top athlete ... played for the Joe Johnson Hawks in the adidas Gauntlet circuit, averaging 8.4 points, 3.6 rebounds and 1.2 assists per game ... led Hawks to 21-5 record and age division title in the Real Deal in the Rock ... son of Wes and Katrina Flanigan ... has two siblings: Collin and Mike ... father, Wes, was a four-year starter at point guard at Auburn from 1993-97 and is in the top 25 in program history with 1,228 career points ... father, Wes, was also an All-SEC selection in 1996 ... enrolled in the College of Education.

FLANIGAN'S MISCELLANEOUS STATS

	2019-20	Career
Games with 10+ Pts	0	0
Games with 20+ Pts	0	0
Games 5+ 3s	0	0
Games with 5+ Reb	1	1
Games with 10+ Reb	0	0
Games with 5+ Ast	0	0
Games with 10+ Ast	0	0
Games with 5+ Blk	0	0
Games with 5+ Stl	0	0
Double-Doubles	0	0

BAM TESTING RESULTS

Vertical Jump	30"
Approach Vertical	35.0"
3/4 Court Sprint	3.330
Reaction Shuttle	3.300
Lane Agility Drill	10.534

CAREER HIGHS

Points	8 vs. Furman (12/5/19)
Rebounds	5 vs. Saint Louis (12/14/19)
Field Goals	4 vs. Furman (12/5/19)
Field Goals Att.	5 (3x) last vs. NC State (12/19/19)
3-Pt. Field Goals	1 vs. CSUN (11/15/19)
3-Pt. Field Goals Att.	2 (4x) last at Mississippi State (1/4/19)
Free Throws	1 (2x) last vs. NC State (12/19/19)
Free Throws Att.	2 (4x) last at Mississippi State (1/4/19)
Assists	2 vs. New Mexico (11/25/19)
Steals	1 vs. Lehigh (12/21/19)
Blocks	1 vs. CSUN (11/15/19)
Minutes	22 vs. NC State (12/19/19)

2019-20 FLANIGAN GAME-BY-GAME

Opp.	Start	Min.	FG-A	3FG-A	FT-A	O-D-T	PF	A	TO	BLK	STL	PTS
GSU		7	0-0	0-0	0-0	0-1-1	1	1	1	0	0	0
Davidson		6	0-1	0-1	0-0	0-1-1	1	0	1	0	0	0
S. Alabama		12	2-5	0-0	0-2	1-0-1	0	0	0	0	0	4
CSUN		18	3-5	1-1	0-0	0-3-3	1	1	1	1	0	7
Colgate		9	0-3	0-2	0-0	0-3-3	1	0	0	0	0	0
New Mexico		12	2-4	0-2	0-0	0-2-2	2	2	0	0	0	4
Richmond		14	1-3	0-0	1-2	3-1-4	3	0	1	0	0	3
Furman		12	4-4	0-0	0-2	1-1-2	0	0	1	0	0	8
Saint Louis		14	1-4	0-1	1-2	3-2-5	1	0	0	0	0	3
NC State		22	1-5	0-2	1-2	1-3-4	4	1	0	0	0	3
Lehigh		15	3-4	0-1	0-1	0-1-1	0	0	1	0	1	6
Lipscomb		10	0-0	0-0	0-0	0-0-0	3	0	2	0	0	0
Miss. St.		12	0-2	0-2	0-2	1-0-1	2	0	1	0	0	0
Vanderbilt												
Georgia												
Alabama												
Florida												
S. Carolina												
Iowa State												
Ole Miss												
Kentucky												
Arkansas												
LSU												
Alabama												
Missouri												
Georgia												
Tennessee												
Ole Miss												
Kentucky												
Texas A&M												
Tennessee												

FLANIGAN'S CAREER STATISTICS

Year	GP-GS	Min-Avg	FG-FGA	Pct	3FG-A	Pct	FT-FTA	Pct	Off-Def-Tot--Avg	PF-FO	Ast	TO	Blk	Stl	Pts	Avg
2019-20	13-0	160-12.3	17-40	.425	1-12	.083	3-13	.231	10-18-28--2.2	19-0	5	9	1	1	38	2.9
TOTAL	13-0	160-12.3	17-40	.425	1-12	.083	3-13	.231	10-18-28--2.2	19-0	5	9	1	1	38	2.9

23

ISAAC OKORO

6-6 • 225

Fr. • F

Powder Springs, Ga.
(McEachern)

2019-20 (Freshman): Started all 13 games as first-year player in senior-laden lineup ... third in SEC and 48th nationally with a 57.0 field goal percentage ... field goal percentage ranks ninth nationally among freshmen ... scored in double figures in first six games of his career, becoming just the second freshman since 1990 to accomplish the feat (Mustapha Heron) ... hit the game-winning shot at South Alabama with 2.9 seconds left and became the only Auburn player in the last 15 years with a stat line of 15 points, six rebounds, six assists, two steals and two blocks in a game ... named SEC Freshman of the Week Nov. 18 and Dec. 9 ... is the fourth freshman in program history to earn the weekly recognition twice in a season, joining Jared Harper (2016-17), Aaron Swinson (1991-92) and Wesley Person (1990-91) ... had near double-double with 18 points and nine rebounds vs. Furman.

INTERNATIONAL EXPERIENCE: Won gold medal with 2018 USA U17 World Cup Team, averaging 4.3 points per game to help USA to a 7-0 record from June 30-July 8 in Santa Fe, Argentina ... took part in 2017 USA Basketball Men's Junior National Team Minicamp ... participated in 2016 Junior National Team Minicamp.

HIGH SCHOOL AND PERSONAL DATA: Labeled as a five-star by Rivals and a four-star by 247Sports ... rated as the second-highest signing in program history according to the 247Sports composite ranking ... tabbed as the No. 31 and No. 36 player in the country by Rivals and 247Sports, respectively ... chosen as the No. 2 player in the state of Georgia by 247Sports ... played at McEachern High School where he had his No. 35 jersey retired ... was a four-time all-state selection ... led team to 32-0 record and the state title in 2018-19, the first in the school's history ... team was ranked No. 1 in the country according to MaxPreps, BlueStar Media and the Prep Circuit Power 50 ... averaged 19.7 points, 10.1 rebounds, 3.2 assists and 2.7 steals as a senior ... named the 2019 AJC Player of the Year ... graduated with honors ... competed with Athletes of Tomorrow on the Nike EYBL circuit ... averaged 17.7 points, 8.4 rebounds and 4.1 assists with 51.7 field goal percentage ... son of Godwin and Gloria Okoro ... has three siblings: Michael, Rachel and Ashley ... enrolled in the Harbert College of Business.

OKORO'S MISCELLANEOUS STATS

	2019-20	Career
Games with 10+ Pts	10	10
Games with 20+ Pts	0	0
Games 5+ 3s	0	0
Games with 5+ Reb	7	7
Games with 10+ Reb	0	0
Games with 5+ Ast	1	1
Games with 10+ Ast	0	0
Games with 5+ Blk	0	0
Games with 5+ Stl	0	0
Double-Doubles	0	0

BAM TESTING RESULTS

Vertical Jump	30.5"
Approach Vertical	38.5"
3/4 Court Sprint	3.202
Reaction Shuttle	3.137
Lane Agility Drill	11.519

CAREER HIGHS

Points	18 vs. Furman (12/5/19)
Rebounds	9 vs. Furman (12/5/19)
Field Goals	8 vs. CSUN (11/15/19)
Field Goals Att.	13 vs. Saint Louis (12/14/19)
3-Pt. Field Goals	2 (2x) last vs. Saint Louis (12/14/19)
3-Pt. Field Goals Att.	3 (4x) last vs. Saint Louis (12/14/19)
Free Throws	8 vs. Furman (12/5/19)
Free Throws Att.	9 vs. Furman (12/5/19)
Assists	6 at South Alabama (11/12/19)
Steals	3 vs. New Mexico (11/25/19)
Blocks	3 vs. Lipscomb (12/29/19)
Minutes	43 vs. Furman (12/5/19)

2019-20 OKORO GAME-BY-GAME

Opp.	Start	Min.	FG-A	3FG-A	FT-A	O-D-T	PF	A	TO	BLK	STL	PTS
GSU	*	31	6-9	0-1	0-0	1-4-5	3	2	3	0	0	12
Davidson	*	30	5-7	2-3	4-6	0-1-1	2	0	2	0	0	16
S. Alabama	*	36	6-12	0-2	3-6	2-4-6	1	6	2	2	2	15
CSUN	*	21	8-12	0-2	1-1	2-3-5	2	0	1	2	0	17
Colgate	*	29	5-11	0-3	1-2	2-1-3	1	2	2	1	2	11
New Mexico	*	29	5-8	1-2	1-4	3-1-4	1	1	1	1	3	12
Richmond	*	23	4-6	0-1	1-1	2-4-6	4	1	2	1	0	9
Furman	*	43	5-9	0-3	8-9	3-6-9	3	3	6	1	0	18
Saint Louis	*	35	5-13	2-3	0-0	4-1-5	2	1	1	1	0	12
NC State	*	28	3-6	0-0	3-7	1-2-3	4	2	4	0	1	9
Lehigh	*	23	3-4	0-1	2-2	2-1-3	4	1	3	0	2	8
Lipscomb	*	31	5-9	0-2	4-5	4-0-4	2	2	0	3	0	14
Miss. St.	*	35	5-9	0-1	4-5	1-7-8	2	2	1	0	2	14
Vanderbilt												
Georgia												
Alabama												
Florida												
S. Carolina												
Iowa State												
Ole Miss												
Kentucky												
Arkansas												
LSU												
Alabama												
Missouri												
Georgia												
Tennessee												
Ole Miss												
Kentucky												
Texas A&M												
Tennessee												

OKORO'S CAREER STATISTICS

Year	GP-GS	Min-Avg	FG-FGA	Pct	3FG-A	Pct	FT-FTA	Pct	Off-Def-Tot--Avg	PF-FO	Ast	TO	Blk	Stl	Pts	Avg
2019-20	13-13	387-29.8	65-115	.565	5-24	.208	32-48	.667	27-35-62--4.8	31-0	23	28	12	12	167	12.8
TOTAL	13-13	387-29.8	65-115	.565	5-24	.208	32-48	.667	27-35-62--4.8	31-0	23	28	12	12	167	12.8

24

ANFERNEE McLEMORE

6-7 • 220

Sr. • F

Warwick, Ga.

(Worth County HS)



2019-20 (Senior): Appeared in all 13 games as the first player off the bench ... fifth in the SEC and 55th in the country with 1.85 blocks per game ... 44th in the nation with 9.1 block percentage ... third in Auburn history with 177 blocks, recently passing former teammate Horace Spencer (2015-19) who had 170 swats ... 177 blocks ranks eighth nationally among active players and is fourth among Power 5 players ... boasts third-best field goal percentage on the team at 47.7 percent ... second-best 3-point shooter on the team at 34.3 percent ... scored in double figures four times, including three of first four games to begin the season ... made multiple 3s four times, three of which were away from home ... pulled down five-plus rebounds six times, including four of the last five games ... tied career-best with six blocks against Lehigh, all of which came in the second half ... blocked at least three shots five times.

HIGH SCHOOL AND PERSONAL DATA: Rated as a four-star prospect by ESPN ... rated as a 3-star by 247Sports, Rivals and Scout ... averaged 15.6 points, 11.2 rebounds and 6.9 blocks per game for Worth County as a senior in 2015-16 under coach Connie Mays ... three-time selection to the Albany Herald's Super Six as a sophomore, junior and senior ... the Rams finished in a three-way tie for first in the Georgia High School Region 1 4A standings ... averaged 19 points, 11.8 rebounds and 6.4 blocks per game for Worth County as a junior in 2014-15, recording several triple-doubles ... two-time All-Area selection by the Albany Herald ... started for the Rams each of his four years in high school ... Georgia Class 4A Sophomore of the Year by Hoopseen ... had a 4.0 GPA in advanced classes and was accepted by the Massachusetts Institute of Technology ... scored a 1670 on his SAT ... had considered Yale, Brown, Oregon State, Stanford and Georgia Tech ... played AAU basketball for the Atlanta Celtics under Horace Neysmith ... full name is Anfernee Keith McLemore ... son of Cinderella Lewis and Feron McLemore ... enrolled in the Harbert College of Business ... signed national letter of intent on Nov. 11, 2015.

McLEMORE'S MISCELLANEOUS STATS

	2016-17	2017-18	2018-19	2019-20	Career
Games with 10+ Pts	4	9	10	4	27
Games with 20+ Pts	0	0	0	0	0
Games 5+ 3s	0	0	0	0	0
Games with 5+ Reb	16	14	17	6	53
Games with 10+ Reb	1	4	2	0	8
Games with 5+ Ast	0	0	0	0	0
Games with 10+ Ast	0	0	0	0	0
Games with 5+ Blk	0	6	0	1	7
Games with 5+ Stl	0	0	0	0	0
Double-Doubles	0	3	0	0	3

BAM TESTING RESULTS

Vertical Jump	34.5"
Approach Vertical	42"
3/4 Court Sprint	3.230
Reaction Shuttle	2.933
Lane Agility Drill	10.786

CAREER HIGHS

Points	19 (3x) last vs. Saint Peter's (11/28/18)
Rebounds	13 at Dayton (11/29/17)
Field Goals	8 (2x) last vs. Saint Peter's (11/28/18)
Field Goals Att.	13 vs. Saint Peter's (11/28/18)
3-Pt. Field Goals	4 (2x) last vs. Mississippi State (3/2/19)
3-Pt. Field Goals Att.	7 (2x) last at LSU (2/9/19)
Free Throws	7 at LSU (2/21/17)
Free Throws Att.	8 (2x) last vs. North Florida (12/29/18)
Assists	2 (5x) last vs. New Mexico (11/25/19)
Blocks	6 (3x) last vs. Lehigh (12/21/19)
Steals	4 vs. North Florida (12/29/18)
Minutes	30 vs. Kentucky (2/14/18)

2019-20 McLEMORE GAME-BY-GAME

Opp.	Start	Min.	FG-A	3FG-A	FT-A	O-D-T	PF	A	TO	BLK	STL	PTS
GSU		21	1-4	0-1	0-0	0-3-3	2	2	2	0	0	2
Davidson		25	4-5	0-1	4-5	1-4-5	1	0	1	3	1	12
S. Alabama		26	5-9	2-5	2-4	1-3-4	3	1	0	0	0	14
CSUN		18	4-7	2-5	0-0	3-2-5	2	1	0	4	0	10
Colgate		19	2-5	0-2	0-0	1-3-4	1	0	1	3	0	4
New Mexico		18	3-4	2-3	2-5	2-1-3	1	2	2	1	2	10
Richmond		20	1-3	0-2	0-0	1-1-2	2	1	1	1	3	2
Furman		16	3-4	1-2	2-2	2-3-5	5	0	1	1	0	9
Saint Louis		20	2-5	2-5	1-2	0-2-2	4	1	1	3	1	7
NC State		21	2-7	1-4	1-2	0-5-5	2	0	1	1	1	6
Lehigh		20	2-5	1-2	4-5	1-6-7	2	1	2	6	1	9
Lipscomb		17	1-2	1-2	0-0	1-5-6	1	2	2	1	2	3
Miss. St.		22	1-5	0-1	0-0	0-2-2	4	0	0	0	0	2
Vanderbilt												
Georgia												
Alabama												
Florida												
S. Carolina												
Iowa State												
Ole Miss												
Kentucky												
Arkansas												
LSU												
Alabama												
Missouri												
Georgia												
Tennessee												
Ole Miss												
Kentucky												
Texas A&M												
Tennessee												

McLEMORE'S CAREER STATISTICS

Year	GP-GS	Min-Avg	FG-FGA	Pct	3FG-A	Pct	FT-FTA	Pct	Off-Def-Tot--Avg	PF-FO	Ast	TO	Blk	Stl	Pts	Avg
2016-17	32-1	483-15.1	69-101	.683	1-1	1.000	35-58	.603	54-89-143--4.5	76-0	5	28	37	13	174	5.4
2017-18	27-21	525-19.4	74-139	.532	18-46	.391	35-48	.729	49-93-142--5.3	70-1	14	24	73	20	201	7.4
2018-19	40-34	762-19.1	101-223	.453	37-112	.330	29-47	.617	39-122-161--4.0	120-4	10	30	43	29	268	6.7
2019-20	13-0	259-19.9	31-65	.477	12-35	.343	16-25	.640	13-40-53--4.1	30-1	11	13	24	11	90	6.9
TOTAL	112-56	2029-18.1	275-528	.521	68-194	.351	115-178	.646	155-344-499--4.5	296-6	40	95	177	73	733	6.5

35

DEVAN CAMBRIDGE

6-6 • 190

Fr. • G

Nashville, Tenn.

(Hillcrest Prep)



2019-20 (Freshman): Appeared in all 13 games off the bench ... played 10-plus minutes seven times ... scored career-high 10 points in 15 minutes vs. CSUN ... scored four or more points in seven games ... racked up a block or a steal six times.

HIGH SCHOOL AND PERSONAL DATA: Labeled as a three-star by both Rivals and 247Sports ... tabbed as the No. 8 player in the state of Arizona by 247Sports ... averaged 13 points, 6.5 rebounds, 2.3 blocks and 1.7 steals in 22 games during senior season for Hillcrest Prep in Phoenix, Ariz ... Shot 49 percent from the field, including 38 percent from three ... played on the Nike EYBL circuit with Athletes of Tomorrow, averaging 15.1 points, 5.1 rebounds, 1.3 assists and 1.3 blocks per game in 13 games ... son of Desmond Cambridge and Teon Cotton ... has six siblings: Desmond Jr., Jalon, Jalon, Jasiah, Jordyn and Kennedy ... father, Desmond Sr., was an all-conference player at Alabama A&M where he set the NCAA record for steals in a season with 160 – a record that still stands after the 2018-19 season – while also averaging 20.7 points per game ... brother, Desmond Jr., is a junior on the basketball team at Nevada ... enrolled in the College of Education.

BAM TESTING RESULTS

Vertical Jump	31.5"
Approach Vertical	40.5"
3/4 Court Sprint	3.342
Reaction Shuttle	3.440
Lane Agility Drill	11.618

CAREER HIGHS

Points	10 vs. CSUN (11/15/19)
Rebounds	4 (2x) last vs. Saint Louis (12/14/19)
Field Goals	4 (2x) last vs. Colgate (11/18/19)
Field Goals Att.	7 vs. CSUN (11/15/19)
3-Pt. Field Goals	2 (2x) last vs. CSUN (11/15/19)
3-Pt. Field Goals Att.	4 vs. CSUN (11/15/19)
Free Throws	3 vs. Davidson (11/8/19)
Free Throws Att.	5 vs. Davidson (11/8/19)
Assists	1 (2x) last vs. Saint Louis (12/14/19)
Steals	2 vs. Saint Louis (12/14/19)
Blocks	1 (5x) last vs. Lipscomb (12/29/19)
Minutes	16 (3x) last vs. Lipscomb (12/29/19)

2019-20 CAMBRIDGE GAME-BY-GAME

Opp.	Start	Min.	FG-A	3FG-A	FT-A	O-D-T	PF	A	TO	BLK	STL	PTS
GSU		16	2-4	2-3	0-0	1-2-3	3	0	0	0	0	6
Davidson		9	1-1	1-1	3-5	0-0-0	4	0	0	1	0	6
S. Alabama		9	0-0	0-0	0-0	0-1-1	0	0	0	0	0	0
CSUN		15	4-7	2-4	0-0	0-2-2	1	0	1	0	1	10
Colgate		14	4-6	1-3	0-0	1-1-2	0	0	0	1	1	9
New Mexico		13	1-4	0-2	0-0	1-1-2	1	0	1	0	0	2
Richmond		7	0-5	0-2	0-0	1-1-2	1	0	1	0	0	0
Furman		9	1-5	0-2	0-0	1-3-4	0	1	1	1	1	2
Saint Louis		14	2-3	0-1	0-2	2-2-4	0	1	0	1	2	4
NC State		7	0-0	0-0	0-0	0-1-1	3	0	1	0	0	0
Lehigh		16	2-5	0-3	0-0	0-0-0	2	0	3	0	0	4
Lipscomb		16	2-3	1-2	0-2	0-1-1	1	0	0	1	1	5
Miss. St.		7	0-0	0-0	0-0	0-0-0	2	0	0	0	0	0
Vanderbilt												
Georgia												
Alabama												
Florida												
S. Carolina												
Iowa State												
Ole Miss												
Kentucky												
Arkansas												
LSU												
Alabama												
Missouri												
Georgia												
Tennessee												
Ole Miss												
Kentucky												
Texas A&M												
Tennessee												

CAMBRIDGE'S MISCELLANEOUS STATS

	2019-20	Career
Games with 10+ Pts	1	1
Games with 20+ Pts	0	0
Games 5+ 3s	0	0
Games with 5+ Reb	0	0
Games with 10+ Reb	0	0
Games with 5+ Ast	0	0
Games with 10+ Ast	0	0
Games with 5+ Blk	0	0
Games with 5+ Stl	0	0
Double-Doubles	0	0

CAMBRIDGE'S CAREER STATISTICS


Year	GP-GS	Min-Avg	FG-FGA	Pct	3FG-A	Pct	FT-FTA	Pct	Off-Def-Tot--Avg	PF-FO	Ast	TO	Blk	Stl	Pts	Avg
2019-20	13-0	144-11.1	19-43	.442	7-23	.304	3-9	.333	7-15-22--1.7	18-0	2	8	5	6	48	3.7
TOTAL	13-0	144-11.1	19-43	.442	7-23	.304	3-9	.333	7-15-22--1.7	18-0	2	8	5	6	48	3.7

50

AUSTIN WILEY

6-11 • 260

Sr. • C

Hoover, Ala.
(Calusa Prep)

2019-20 (Senior): Rejoined starting lineup and has started all 13 games ... second the SEC and is 57th in the nation with 9.2 rebounds per game ... father Aubrey led the SEC in rebounding in 1993-94 ... seventh in the country with a 30.8 defensive rebound rate ... also is 21st in the nation in offensive rebound rate at 16.0 ... fourth nationally drawing 7.8 fouls per 40 minutes ... fourth in the SEC with five double-doubles ... fifth in the SEC with 1.85 blocks per game ... named SEC Player of the Week, the first of his career, on Dec. 2 after averaging 16 points and 10.5 rebounds per game en route to being named the MVP at the Legends Classic ... just the fourth center in program history to earn the weekly award, joining Mamadou N'diaye (1999), Aaron Swinson (1994) and Jeff Moore (1987) ... averaging 12.1 points and 10.0 boards per contest over the last nine games ... in that span, has amassed five double-doubles, scoring in double figures and pulling down at least rebounds in eight games ... has a block in 10 straight games and six multi-block games over the last seven contests.

INTERNATIONAL EXPERIENCE: Selected and named the team captain for the 12-member USA Basketball U19 World Cup Team to play in the FIBA World Cup in Cairo, Egypt, July 1-9, 2017 ... only American and one of seven players to average a double-double in the tournament with 10.3 points and 10.9 rebounds in only 19.9 minutes per game as the United States won the bronze medal, finishing 6-1 ... shot 50 percent from the field ... started all seven games ... had three double-doubles and a rebound shy of four double-doubles in seven games.

HIGH SCHOOL AND PERSONAL DATA: Ranked 13th nationally by Scout, 16th by Rivals and 17th by 247Sports ... played on Team USA's gold medal winner at the FIBA Men's U17 World Championship in Zaragoza, Spain in summer of 2016 ... consensus five-star selection ... three-time all-state selection at Spain Park High School in Hoover, Ala. ... averaged 22 points and 12 rebounds as a junior in 2014-15 leading Spain Park to a 24-6 record and the Class 7A state finals under coach Donnie Quinn ... was named the Alabama Sports Writers Association Class 7A Player of the Year as a junior, averaging 27.1 points, 12.1 rebounds and 2.9 blocks ... selected to the ASWA Class 7A All-State first-team and to the AL.com Class 7A Super All-State first-team ... scored his 1,500th point of his high school career during his junior season ... MVP of the Alabama North-South game in August 2016 ... averaged 19 points and 12 rebounds as a sophomore at Spain Park where he was named AL.com Birmingham Player of the Year Award ... selected to the ASWA Class 7A All-State first-team and AL.com Class 7A Super All-State first-team ... averaged 15 points and 10 rebounds as a freshman ... named an honorable mention ASWA Class 6A All-State selection as a freshman ... full name is Austin Jermaine Wiley ... son of former Auburn players, All-American & 1992 USA Olympian Vickie Orr and Aubrey Wiley, who led the SEC in rebounding in 1993-94 ... Vickie helped lead Auburn to two-straight NCAA Championship games in 1988 and 1989 and was inducted into the Alabama Sports Hall of Fame in 2013 ... enrolled in the College of Education ... signed national letter of intent Nov. 9, 2016.

WILEY'S MISCELLANEOUS STATS

	2016-17	2018-19	2019-20	Career
Games with 10+ Pts	8	8	10	26
Games with 20+ Pts	1	0	0	1
Games 5+ 3s	0	0	0	0
Games with 5+ Reb	10	9	12	31
Games with 10+ Reb	1	2	6	9
Games with 5+ Ast	0	0	0	0
Games with 10+ Ast	0	0	0	0
Games with 5+ Blk	0	2	1	3
Games with 5+ Stl	0	0	0	0
Double-Doubles	1	1	5	7

BAM TESTING RESULTS

Vertical Jump	31"
Approach Vertical	35"
3/4 Court Sprint	3.254
Reaction Shuttle	3.036
Lane Agility Drill	11.808

CAREER HIGHS

Points	25 at TCU (1/28/17)
Rebounds	15 vs. Lehigh (12/21/19)
Field Goals	11 at TCU (1/28/17)
Field Goals Att.	13 (2x) last vs. Saint Peter's (11/28/18)
3-Pt. Field Goals	-
3-Pt. Field Goals Att.	1 (3x) last vs. Lipscomb (12/29/19)
Free Throws	11 vs. Alabama (1/21/17)
Free Throws Att.	18 vs. Alabama (1/21/17)
Assists	2 vs. Furman (12/5/19)
Steals	3 vs. NC State (12/19/19)
Blocks	5 (3x) last at Mississippi State (1/4/19)
Minutes	29 vs. Furman (12/5/19)

2019-20 WILEY GAME-BY-GAME

Opp.	Start	Min.	FG-A	3FG-A	FT-A	O-D-T	PF	A	TO	BLK	STL	PTS
GSU	*	20	5-7	0-0	3-5	2-7-9	4	0	5	0	1	12
Davidson	*	20	1-2	0-0	3-6	1-9-10	1	0	1	1	0	5
S. Alabama	*	11	0-1	0-0	2-2	0-1-1	5	1	1	0	0	2
CSUN	*	19	3-4	0-0	4-4	0-9-9	1	0	4	2	0	10
Colgate	*	19	4-7	0-0	5-7	4-6-10	2	0	2	1	0	13
New Mexico*		18	6-8	0-0	2-4	6-7-13	5	0	1	1	0	14
Richmond	*	23	6-7	0-0	6-11	4-4-8	3	0	2	2	0	18
Furman	*	29	4-5	0-0	5-7	3-9-12	1	2	0	2	2	13
Saint Louis	*	23	2-11	4-8	4-8	5-3-8	2	0	3	2	0	8
NC State	*	20	4-4	0-0	2-2	2-6-8	1	1	1	3	3	10
Lehigh	*	20	3-6	0-0	8-8	6-9-15	2	1	1	1	0	14
Lipscomb	*	23	3-7	0-1	4-6	5-6-11	1	2	1	3	0	10
Miss. St.	*	24	4-8	0-0	2-4	1-4-5	2	1	1	5	1	10

Vanderbilt

Georgia

Alabama

Florida

S. Carolina

Iowa State

Ole Miss

Kentucky

Arkansas

LSU

Alabama

Missouri

Georgia

Tennessee

Ole Miss

Kentucky

Texas A&M

Tennessee

WILEY'S CAREER STATISTICS

Year	GP-GS	Min-Avg	FG-FGA	Pct	3FG-A	Pct	FT-FTA	Pct	Off-Def-Tot--Avg	PF-FO	Ast	TO	Blk	Stl	Pts	Avg
2016-17	23-22	415-18.0	73-125	.584	0-0	.000	56-114	.491	52-56-108--4.7	59-1	5	41	31	5	202	8.8
2018-19	29-5	377-13.0	76-134	.567	0-3	.000	48-84	.571	45-72-117--4.0	59-1	2	29	37	6	200	6.9
2019-20	13-13	260-20.0	45-77	.584	0-1	.000	50-74	.676	39-80-119--9.2	30-2	8	23	24	7	140	10.8
TOTAL	65-40	1052-16.2	194-336	.577	0-4	.000	154-272	.566	136-208-344--5.3	148-4	15	93	92	18	542	8.3

SEASON STATS



2019-20 Auburn Men's Basketball Combined Team Statistics All games

Page 1/1
as of Jan 05, 2020

Game Records

Record	Overall	Home	Away	Neutral
ALL GAMES	13-0	7-0	2-0	4-0
CONFERENCE	1-0	0-0	1-0	0-0
NON-CONFERENCE	12-0	7-0	1-0	4-0

Score by Periods

Team	1st	2nd	OT	TOT
Auburn	497	554	15	1066
Opponents	386	457	12	855

Team Box Score

No. Player					Total		3-Point		F-Throw		Rebounds													
		GP-GS	MIN	AVG	FG-FGA	FG%	3FG-FGA	3FG%	FT-FTA	FT%	OFF	DEF	TOT	AVG	PF	DQ	A	TO	BLK	STL	PTS	AVG		
10	DOUGHTY, Samir	13-13	415:55	32.0	65-144	.451	25-74	.338	57-74	.770	12	40	52	4.0	24	0	34	31	4	21	212	16.3		
23	OKORO, Isaac	13-13	387:17	29.8	65-114	.570	5-24	.208	33-50	.660	27	35	62	4.8	31	0	23	28	12	12	168	12.9		
5	MCCORMICK, J'Von	13-13	387:04	29.8	59-142	.415	20-60	.333	17-36	.472	16	38	54	4.2	24	0	72	29	1	16	155	11.9		
50	WILEY, Austin	13-13	263:19	20.3	45-77	.584	0-1	.000	50-74	.676	39	80	119	9.2	30	2	8	23	24	7	140	10.8		
3	PURIFOY, Danjel	13-13	351:51	27.1	41-102	.402	22-66	.333	21-28	.750	20	48	68	5.2	21	0	20	16	6	9	125	9.6		
24	MCLEMORE, Anfernee	13-0	257:05	19.8	31-65	.477	12-35	.343	16-25	.640	13	40	53	4.1	30	1	11	13	24	11	90	6.9		
1	JOHNSON, Jamal	13-0	175:17	13.5	20-50	.400	18-42	.429	13-17	.765	7	16	23	1.8	16	0	8	7	0	7	71	5.5		
35	CAMBRIDGE, Devan	13-0	145:28	11.2	19-43	.442	7-23	.304	3-9	.333	7	15	22	1.7	18	0	2	8	5	6	48	3.7		
22	FLANIGAN, Allen	13-0	157:06	12.1	17-40	.425	1-12	.083	3-13	.231	10	18	28	2.2	19	0	5	9	1	1	38	2.9		
2	WILLIAMS, Jaylin	6-0	15:15	2.5	3-6	.500	0-1	.000	3-3	1.000	1	3	4	0.7	2	0	0	0	1	0	9	1.5		
14	COOK, Preston	2-0	04:48	2.4	1-2	.500	0-1	.000	0-0	.000	0	1	1	0.5	1	0	0	0	0	0	2	1.0		
0	JONES, Tyrell	8-0	31:50	4.0	2-8	.250	0-3	.000	2-3	.667	4	6	10	1.3	3	0	5	3	0	4	6	0.8		
13	AKINGBOLA, Babatunde	8-0	18:00	2.3	1-3	.333	0-0	.000	0-0	.000	1	3	4	0.5	5	0	2	1	4	0	2	0.3		
54	COLLIER, Thomas	1-0	01:33	1.6	0-0	.000	0-0	.000	0-0	.000	0	0	0	0.0	0	0	0	0	1	0	0	0.0		
21	MACOY, Will	2-0	02:42	1.4	0-0	.000	0-0	.000	0-0	.000	0	0	0	0.0	0	0	0	0	0	0	0	0.0		
12	BERMAN, Lior	2-0	02:42	1.4	0-1	.000	0-0	.000	0-0	.000	0	0	0	0.0	0	0	0	0	0	0	0	0.0		
4	FRANKLIN, Javon	4-0	05:06	1.3	0-0	.000	0-0	.000	0-0	.000	0	0	0	0.0	0	0	0	1	0	0	0	0.0		
20	PARKER, Myles	3-0	02:42	0.9	0-1	.000	0-0	.000	0-0	.000	0	0	0	0.0	0	0	0	1	0	0	0	0.0		
Team											22	27	49					3						
Total		13	2625		369-798	.462	110-342	.322	218-332	.657	179	370	549	42.2	224	3	190	173	83	94	1066	82.0		
Opponents		13	2625		320-807	.397	76-265	.287	139-201	.692	152	310	462	35.5	274	8	132	195	33	91	855	65.8		

Team Statistics

	AUB	OPP
Scoring	1066	855
Points per game	82.0	65.8
Scoring margin	+16.2	-
Field goals-att	369-798	320-807
Field goal pct	.462	.397
3 point fg-att	110-342	76-265
3-point FG pct	.322	.287
3-pt FG made per game	8.5	5.8
Free throws-att	218-332	139-201
Free throw pct	.657	.692
F-Throws made per game	16.8	10.7
Rebounds	549	462
Rebounds per game	42.2	35.5
Rebounding margin	+6.7	-
Assists	190	132
Assists per game	14.6	10.2
Turnovers	173	195
Turnovers per game	13.3	15.0
Turnover margin	+1.7	-
Assist/turnover ratio	1.1	0.7
Steals	94	91
Steals per game	7.2	7.0
Blocks	83	33
Blocks per game	6.4	2.5
Winning streak	13	-
Home win streak	7	-
Attendance	60202	18515
Home games-Avg/Game	7-8600	2-9258
Neutral site-Avg/Game	-	4-7599

Team Results

Date	Opponent		Score	Att.
11/05/2019	Ga. Southern	W	83-74	8702
11/08/2019	vs Davidson	W	76-66	4549
11/12/2019	at South Alabama	W	70-69	10068
11/15/2019	CSUN	W	116-70	8389
11/18/2019	Colgate	W	91-62	7522
11/25/2019	vs New Mexico	W	84-59	6812
11/26/2019	vs Richmond	W	79-65	6420
12/05/2019	Furman	W	81-78	8226
12/14/2019	vs Saint Louis	W	67-61	12614
12/19/2019	NC State	W	79-73	9121
12/21/2019	Lehigh	W	74-51	9121
12/29/2019	Lipscomb	W	86-59	9121
01/04/2020	at Mississippi St.	W	80-68	8447